

**Six new Longicorn (Coleoptera, Cerambycidae)
taxa from Russia and adjacent countries**

M.L. Danilevsky

A.N. Severtzov Institute of Ecology and Evolution, Russian Academy of Sciences,
Leninsky prospect 33, Moscow 119071 Russia;
e-mail: danilevskym@rambler.ru, danilevsky@cerambycidae.net

Key words: Coleoptera, Cerambycidae, taxonomy, new taxa, lectotype designation,
South Ossetiya, Tadjhikistan, Kazakhstan, South Europe, Korea, China.

Abstract: *Cortodera alpina gudissensis* **ssp. n.** is described from South Ossetiya. *Pseudovadonia livida setosa* **ssp. n.** is described from South-East Europe. *Acalolepta seunghwani* **sp. n.** close to *A. luxuriosa* (Bates, 1873) is described from Korea and Far East Russia. Lectotype is designated for *Monochamus luxuriosus* Bates, 1873. *Acalolepta ningshanensis*, **sp. n.** is described from South China. *Dorcadion* (s. str.) *ganglbaueri paveli* **ssp. n.** is described from Karatau Ridge in South Kazakhstan. Previously (Danilevsky, 2013) that name was publication as unavailable. *Agapanthia ustinoi* **sp. n.** close to *A. dahli* (Richter, 1821) is described from Tadjhikistan (Pamir, Poshkharv environs).

Abbreviations of collections:

AN – collection of A.Napolov (Riga)

IZAS - Institute of Zoology, Chinese Academy of Sciences,
Beijing, China

MD – author's collection

ZIN – Zoological Institute (Sankt-Petersburg)

ZMM – Zoological Museum of Moscow University

***Cortodera alpina gudissensis* ssp. n.**

Figs 1-3

Type locality. South Ossetiya, Gudissky Ridge, west slope of Mangavtzak Mt., 42°27'8"N, 44°10'51"E, 2900m.

Description. The new taxon is amphigenetic: males and female are known, that is typical for different *C. alpina* (Ménétriés, 1832) from Central and Eastern Caucasus. Males are always with black elytra; females sometimes with brown elytra, but suture is always black, epipleurae light; legs usually totally black, only anterior tibiae can be sometimes lightened, as well as anterior femora internally. The

M.L.Danilevsky

nearest western subspecies *C. a. rosti* Pic, 1892 (Elbrus, Teberda) often has males and females with light brown elytra and partly red anterior legs. The eastern nominative subspecies (Dagestan, North Azerbaijan) is also amphigenetic; males and females are usually totally black. Thorax of *C. a. gudissensis* ssp. n. strongly angulated laterally; thorax at middle about as wide as at base and constricted in between; pronotal punctation rather dense with contiguous dots; pronotum with mixed dense erect and semierect setae; smooth pronotal central line often indistinct; elytra are not shining, because of fine microsculpture; elytral bases with several erect setae more numerous in males; body length in males: 8.8-10.5mm, width: 3.0-3.2mm; body length in females: 8.8-11.2mm, width: 3.1-3.7mm.

Distribution. South Ossetiya, Gudissky Ridge, Mangavtzak Mt.

Materials. Holotype, male, South Ossetiya, Gudissky Ridge, west slope of Mangavtzak Mt., 42°27'8"N, 44°10'51"E, 2900m, 24.7.2013, D.Fominykh leg. – MD; 7 paratypes - MD; 1 male and 1 female with same label; 2 males and 3 females, north slope of Mangavtzak Mt., 42°27'47"N, 44°10'45"E, 2800m, 22.7.2013, D.Fominykh leg.

Besides several more specimens were shown to me by D.Fominykh from both localities, but those materials are not available now.

***Pseudovadonia livida setosa* ssp. n.**

Figs 4-5

Leptura livida var. *desbrochersi*, K. Daniel & L. Daniel, 1891: 37, 38, 40, part. - „Armenia (Bitlis), Taurus“; „Tultscha in der Dobrutschta“, „Külelek“ (not Pic, 1891: xvi - “Bitlis”); not Plavilstshikov, 1930: 49 – “Borzhom”, “Achzury”, “Adzhikent”; not Danilevsky, 2010: 45 – Transcaucasie, Turkey).

Type locality. Greece, Peloponnese, 21km NNE Sparta, Vamvakou vill., 900m.

Description. The new subspecies is close to the nominative, but can be easily distinguished after the first view by much darker brown elytral color, while in the nominative subspecies elytra generally light-yellow (specimens from Vosges in France, Saxony, Thuringia, Berlin, Harz and Lunz in Austria, Trenčín in Slovakia); pronotal pubescence strongly erect and rather long, longer than in the

M.L.Danilevsky

nominative subspecies; elytral pubescence is also longer and never totally recumbent, more or less semi-erect; color of dorsal pubescence can be a little darker (especially in Peloponnese) or a little lighter, but usually darker than in *P. l. livida*; elytral punctation distinctly larger with interspaces narrower than dots; many distinguishing characters of *P. l. setosa* **ssp. n.** are a little different in different populations from all over its vast area (proportions of head, prothorax and elytra; longer or shorter genae; relative length of certain antennal joints; relative number of specimens with red abdomen and partly lightened legs) but strong development of long and dense dorsal erect pubescence is rather constant; legs are totally black, never reddish, sometimes anterior tibiae yellowish, middle tibiae are often yellowish in Bulgaria; abdomen usually black, but in females from South Turkey and from Moldavia - reddish. Body length in males: 6.5-8.5mm, body width: 2.1-2.8mm; body length in females: 6.2-8.5mm; width: 2.1-2.7mm.

Note. The new subspecies was adequately delimited and described by K. Daniel & L. Daniel (1891) as strongly pubescent variation: “Eine dritte, auf dem Halsschild und zum Teil auch auf den Flügeldecken und Unterseite sehr lang und rauh behaarte Form scheint ausschließlich dem Osten anzugehören.“ But the authors used a wrong name (*desbrochersi* Pic, 1891), which was originally proposed by Pic (1891: xvi) for specimens with red legs: „Abdomen et pattes rouges“. K. Daniel & L. Daniel (1891) included Romanian (“Tultscha”) and West-Anatolien (“Bozdagh”) specimens as rather typical in their “rauh behaarte Form”.

Further delimitation of the new taxon in small local subspecies is desirable.

Materials. Holotype, male, Greece, Peloponnese, 21km NNE Sparta, Vamvakou vill., 900m, 29.5.2010, A.Napolov & I.Roma leg. – MD. Paratypes: 4 males, Greece, Peloponnese, 25km NNE Sparta, Varvitsa vill., 1060m, 29.5.2010, A.Napolov & I.Roma leg. – AN; 1 female, with same data – MD; 1 female, Greece, Peloponnese, 19km NNE Sparta, Megali Vrysi vill., 900m, 29.5.2010, A.Napolov & I.Roma leg. – AN; 9 males, 1 female, Greece, Peloponnese, 20km N Sparta, 4-6km SWW Karyes, 870m, 24.5.2010 and 28.5.2010, A.Napolov & I.Roma leg. – AN; 3 males, Greece, Peloponnese,

M.L.Danilevsky

Mani Peninsula, 10km SW Gythio, Karyoupoli, 100m, 22.5.2010, A.Napolov & I.Roma leg. – AN; 11 males, 2 females, Fthiotida, 40km SE Lamia, Tithorea vill., 500m, 17.5.2010, A.Napolov & I.Roma leg. – AN; 1 male, Greece, 25km NW Trikala, Kastraki vill., 260m, 16.5.2010, A.Napolov & I.Roma leg. – AN; 1 male, 1 female, Greece, Oriental Macedonia, Granitis, 41°17'22"N, 23°55'49"E, 800m, 30.5.1981, J. & M. Slama leg. - MD; 1 male, 1 females, "Greece, Peloponnes, westl. Sparti, Mistras/Ruine, reg. camp., 12-23.5.1992, A.Korell leg." - MD; 1 male, Bulgaria, Dulovo, 5.7.1986, V.Sakalyan leg.– MD; 2 males, Bulgaria, Karakuz, 4-5.7.1986, V.Sakalyan leg. – MD; 5 males, Bulgaria, 105 km S Sofia, 5-10km E Kresna vill., 450-650m, 12.5.2010, A.Napolov & I.Roma leg. – AN; 1 female, Bulgaria, E Stroumeshnitsa vill., 41°23'N, 23°03'E, 170m, 16.6.2009, T. Ljubomirov leg. – MD; 3 males, 3 females, Bulgaria, Lozenska Planina Mtn., SE German vill., 700m, 17.6.2004, T. Ljubomirov leg. – MD; 1 male, Bulgaria, Lozenska Planina Mtn., NW Passarel vill., 820m, 6.7.2004, T. Ljubomirov leg. – MD; 1 male, Bulgaria, Black Sea coast, W Ambelitis cape, 10m, 22.6.2005, T. Ljubomirov leg. – MD; 3 males, 1 female, Bulgaria, Strouma valley, NE Zheleznitsa vill., 41°55'N, 23°06'E, 470m, 1.6.2009, T. Ljubomirov leg. – MD; 1 male, Bulgaria, Strouma valley, W Kressnesko, Hantche inn., 41°47'N, 23°09'E, 290m, 1.6.2009, T. Ljubomirov leg. – MD; 1 male, Bulgaria, Strouma valley, SW Zemen, 42°28'N, 22°44'E, 600m, 13.7.2006, T. Ljubomirov leg. – MD; 1 female, Bulgaria, Stara Planina Mts., Novatchene vill., 42°58'N, 23°43'E, 330m, 7.6.2009, T. Ljubomirov leg. – MD; 2 males, 2 females, Bulgaria, Maleshevska Planina Mtn., NW Gorna Breznitsa vill., 41°45'N, 23°06'E, 490m, 1.6.2009, T. Ljubomirov leg. – MD; 5 males, 4 females, Turkey, Taurus, Kemer distr. Beldibi, 36°44'N, 30°33'E, 13-21.5.2008, A.A. Safronov leg. - MD; 1 male, Turkey, İçel, 13km N Erdemli, İlemin vill., 620-700m, 5.6.2011, A.Napolov & I.Roma leg. – AN; 1 male, 1 female, Moldavia, Bendery, 6.7.1984, V. Korolev leg. – MD; 1 female, Bessarabia 18.VI.911 from Zhikharev - ZMM.

Distribution. Greece, Bulgaria, Romania, Moldavia, South-East Ukraine (Odessa environs); Turkey from European part to about Antalya at least, but most probably far further eastwards. Another

M.L.Danilevsky

subspecies occurs in Turkish areas near Caucasus, which is not delimited yet from East-European *P.v.bicarinata* (Arnold).

***Acalolepta seunghwani* sp. n.**

Figs 6-8

Acalolepta luxuriosa, Lee, 1982: 57, Pl. 7, 147; 1987: 164, Pl. 20, 220; Hua, 2002: 190, part. - "China: Jilin, N. China, Hubei, Hunan, Guizhou, Sichuan; Former USSR, Korea, Japan"; Hubweber et al., 2010: 275, part. – China: Guizhou, Hubei, Hunan, Jilin, Sichuan; North and South Korea; Far East Russia, Japan.

Type locality. Republic of Korea, Mt.Myeongseong-san, Cheorwon-gan, 38°6'36"N, 127°21'E, 600m.

Description. The new species is close to *A. luxuriosa* (Bates, 1873) (Fig. 9-10), distributed in Japan and replaces it in Russia and Korea. Body black, including legs and antennae, but antennae often brownish in distal half; in *A. luxuriosa* body brown with reddish antennae; pronotal punctation bigger and denser; elytra strongly tapering posteriorly in males and distinctly tapering posteriorly in females, while male elytra in *A. luxuriosa* slightly tapering posteriorly and about parallelsided in females; strongly granulated anteriorly in males, with scattered small granules in *A. luxuriosa*; small males without granulation; elytral costae very distinct, hardly visible in *A. luxuriosa*; body length of available males: 17-34mm, body width: 5.3-11mm; body length of available females: 23-35mm, body width: 7.2-10.8mm. The length of a male collected in Russian Primorye Region: 35mm, width: 11mm (personal message by S.Ivanov, 2013). The maximal published (Lee, 1987) length of the species: 36mm.

Materials. Holotype, male, Republic of Korea, Mt. Myeongseong-san, Cheorwon-gan, 38°6'36"N, 127°21'E, 600m, 8.7.2012, S.H.Oh leg. – MD; paratypes, 16 males and 8 females; 5 males and 2 females from same locality, S.H.Oh leg. – collection of S.H.Oh and MD [male and female - 24.7.2010]: 2 males and 2 females - 24.7.2010, 1 male - 10.7.2011, 1 male - 22.7.2011, 1 male - 19.8.2011; 6 males and 4 females, Republic of Korea, Munhye-ri, Cheorwon-gan, 38°10'12"N, 127°22'12"E, 460m, S.H.Oh leg.; 3 males and 1 female

M.L.Danilevsky

- 18.7.2010 - collection of S.H.Oh and MD [2males]; male and female - 22.7.2010 - collection of S.H.Oh; male - 8.8.2010, MD; female - 19.7.2010 - MD; male and female - 20.7.2011 - collection of S.H.Oh and MD; 2 males and 2 females, Republic of Korea, Mt. Gandeok-san, Cheorwon-gan, 38°9'36"N, 127°26'24"E, 550m, 18.8.2010, 21.7. and 18-20.8.2011, S.H.Oh leg. - collection of S.H.Oh; 1 male, Republic of Korea, Mt. Hae-san, Hwacheon-gan, 38°10'48"N, 127°47'24"E, 1040m, 20.7.2010, S.H.Oh leg. - collection of S.H.Oh; 1 male, Republic of Korea, Osaek-ri, Yangyang-gan, 38° 4'12"N, 128°29'24"E, 350m, 25.7.2012, S.H.Oh leg. - collection of S.H.Oh.

1 male, Russia, Primorye Region, about 5km N Anisimovka, Falaza Mt. (or Litovka Mt.), 43°7'30"N, 132°47'44", 480m, 15.8.2013. K.M. Prokopenko leg. - collection of S.Ivanov, Vladivostok [on the base of photo and personal message by S. Ivanov]. The specimen is illustrated in <http://www.zin.ru/animalia/coleoptera/rus/acaluxsi.htm>

Nine specimens of *Acalolepta luxuriosa* were used for comparison: 5 males and 4 females, Russia, Kunashir Is., Alyokhino, 3.8.1985, M.Danilevsky leg.

Biology. According to S.H.Oh (personal message, 2013) in Korea the beetles were found on trunks and branches (Fig. 8) of *Aralia elata* from the end of June to early September at 4pm to 10pm, but not attracting to light. They are most active feeding and mating after sunset (6pm-8pm).

All my specimens of *Acalolepta luxuriosa* were collected from *Kalopanax septemlobus* on Kunashir Island.

Distribution. Korean Peninsula, North China and Far East Russia; several localities are exactly known in the north part of Republic of Korea: Mt. Myeongseong-san, Cheorwon-gan, 38°6'36"N, 127°21'E, 600m; Munhye-ri, Cheorwon-gan, 38°10'12"N, 127°22'12"E, 460m; Mt. Gandeok-san, Cheorwon-gan, 38°9'36"N, 127°26'24"E, 550m; Mt. Hae-san, Hwacheon-gan, 38°10'48"N, 127°47'24"E, 1040m; Osaek-ri, Yangyang-gan, 38° 4'12"N, 128°29'24"E.

Only one locality is known in Russia: Primorye Region, about 5km N Anisimovka, Falaza Mt. (or Litovka Mt.), 43°7'30"N, 132°47'44", 480m.

M.L.Danilevsky

The records of *A. luxuriosa* from Chinese Jilin (Hua, 2002) must be connected with *A. seunghwani* sp. n.

Remark. *A. luxuriosa* (Bates, 1873: 309) was described (as *Monohammus luxuriosus*) from Japan on the base of “Several examples. Found also in Northern China”. ”. A photo of one male-syntype was sent to me by Dr. M.Barclay from The Natural History Museum, London. It has 4 labels: 1) Type [white circle with red ring], 2) Nagasaki, Japan, 3) Pascoe Coll. 93-60, 4) *Monochamus luxuriosus* Bates. That specimen is designated here as lectotype. So, the type locality of the species is situated in Nagasaki environs.

***Acalolepta ningshanensis* sp. n.**

Figs 14-18.

Dihammus luxuriosus, Gressitt, 1951: 397, 401, part.; Plavilstshikov, 1958: 532, part.

Acalolepta luxuriosa, Hua, 2002: 190, part. - “China: Jilin, N. China, Hubei, Hunan, Guizhou, Sichuan; Former USSR, Korea, Japan”; Hubweber et al., 2010: 275, part. - China: Guizhou, Hubei, Hunan, Sichuan; North and South Korea; Far East Russia, Japan.

Type locality. China, Shaanxi, Ningshan, Huoditang.

Description. The species is very close to *A. seunghwani* sp. n. described above; body stronger tapering posteriorly, with much longer male antennae - about 2.5 times longer, than body, while in males of *A. seunghwani* sp. n. antennae just a little more than 2 times longer than body; antennae light brown; appendage of 11th antennal joint in males looks like 12th joint, indistinct in *A. seunghwani* sp. n.; pronotal punctation less dense, than in *A. seunghwani* sp. n.; elytral punctation scattered, but bigger, very distinct near elytral apex, while in *A. seunghwani* sp. n. elytral punctation indistinct near apex; elytral pubescence longer and dense; body length in available males: 34.0-36.0mm, in females: 29.0-39.0mm; body width in available males: 11.0-12.0mm; in females: 8.7-12.4mm.

Materials. Holotype, male, China, Shaanxi, Ningshan, Huoditang, 1.9.1980, Zhongning Hu leg. - IZAS; 5 paratypes - IZAS: 1 female, China, Shaanxi, Ningshan, Huoditang, 1550m, 8.6.2008, Wenzhu Li leg.; 1 female, China, Hubei, Shennongjia, Sangluo, 920m, 1.9.1981, Yinheng Hang leg.; 1 male, China, Sichuan, Chongzhou city,

M.L.Danilevsky

Chongqing County, 26.7.1981, Xiangyun Huang leg.; 1 female with same label; 1 male, China, Yunnan, Chenggong, 28.3.1975.

Distribution. South China, several localities are known from Shaanxi, Hubei, Sichuan and Yunnan. Most probably the records of *A. luxuriosa* from Guizhou (Hua, 2002) are connected with *A. ningshanensis*, **sp. n.**

***Dorcadion* (s. str.) *ganglbaueri paveli* ssp. n.**

Dorcadion (s. str.) *ganglbaueri paveli* Danilevsky, 2013: 437 – not available name.

The name introduced as new (Danilevsky, 2013) can not be accepted as available because the location of the types was not published. Dr. G. Tavakilian kindly pointed my attention to that unfortunate deficiency. So, the taxon is shortly described once more below.

Description. Two males available (Danilevsky, 2013: Figs. 23-24); the new subspecies is characterized by well developed external dorsal elytral white stripes, which are usually partly or totally absent in populations traditionally regarded as nominative; body length: 17.0mm (paratype) and 22.5mm (holotype); body width: 5.8mm (paratype) and 7.4mm (holotype).

Materials. Holotype, male, Kazakhstan, north of Karatau Ridge, 40km NE Yanakurgan, Zhideli River, 44°10'42"N, 67°38'6"E, 434m, 10.5.2012, A.Ivanov leg. - MD; 1 paratype, male, Kazakhstan, north of Karatau Ridge, 20km N Igelik, Kurkol River, 43°47'N, 68°3'14"E, 543m, 12.5.2010; A.Ivanov leg. – MD.

***Agapanthia ustinovi* sp. n.**

Figs 11-13

Type locality. Tadzhikistan, Pamir, Poskharv environs, 1600m, 38°24'1"N, 71° 9'18"E.

Description. Body big, black with reddish basal parts of antennal joints 3rd–12th; pale body pubescence yellow, numerous long erect black setae present; genae long, but shorter than ventral eye lobe; vertex shining behind dorsal eye lobes with black erect setae only, with narrow line of recumbent yellow pubescence in between;

M.L.Danilevsky

antennae surpassing elytral apex by 6 joints in males, or by 4 joints in females; reddish color of basal parts of 3rd–12th joints relatively dark and here joints are covered with fine white pubescence; setae tufts of 3rd joint long and dense; 3rd joint is the longest, much longer than 4th and longer than 1st; prothorax transverse, widened basally, about 1.3 times shorter than basal width, a little wider in females; pronotum shining, with very dense, small, partly conjugated punctation, with bright yellow central setae stripe; scutellum transverse with dense yellow pubescence; elytra about 2.9. times longer than wide in males and about 2.7 times in females; relatively dark because of small scattered patches of yellow pubescence; humeral grey line absent, its poor rudiments can be seen near elytral apex; long black erect elytral setae are rather numerous to about middle, becoming short and scattered posteriorly; elytral apices narrowly rounded; abdomen with fine dense recumbent yellow pubescence and numerous small glabrous spots; apical abdominal segments in males and in females slightly emarginated; body length in males: 15.8-17.0mm; in females: 17.6-18.0mm; body width in males: 4.3-4.4mm; in females: 4.8-4.9mm.

Remark. The new species belongs to *A. dahli*-group because of strong development of antennal tufts. Recently (Lazarev, 2013) several taxa of the group distributed in Central Asia and traditionally regarded as species were declared as subspecies: *A. d. transcaspica* Pic, 1900, *A. d. alexandris* Pic, 1901; *A. dahli muellneri* Reitter, 1898. *A. ustinov* **sp. n.** differs from very close *A. d. muellneri* Reitter, 1898 by wider prothorax, by the absence of grey humeral elytral stripes, by denser elytral pubescence (intermediate between rather dark *A. d. muellneri* and very bright *A. d. alexandris*, but closer to the first), by much thinner antennae with less developed setae tufts of 3rd joints. *A. transcaspica* has similarly thin antennae, wide prothorax and no humeral elytral stripes, but body pubescence is very dense and bright; antennal setae tufts and elytral erect setae poorly developed.

Materials. Holotype, male, Tadzhikistan, Pamir, Poshkharv environs, 1600m, 38°24'1"N, 71° 9'18"E, 15-17.5.2013, V. Ustinov leg. - MD; 4 paratypes (2 males and 2 females) with same labels – one pair in author's collection and one pair in collection of

M.L.Danilevsky

V.Ustinov, Moscow.

Distribution. Only one locality known: Tadzhikistan, Pamir, Poshkharv environs, 1600m, 38°24'1"N, 71° 9'18"E (Fig. 13).


Biology. All specimens were collected on *Malva* sp., which is a usual food plant of Central Asian species *A. dahli*-group.

Acknowledgements. I am very grateful to Dmitriy Fominykh (Krasnodar), Alexej Gusakov and Andrej Ozerov (Zoological Museum of Moscow University), Sergey Ivanov (Vladivostok); Lin Meiyong (Institute of Zoology, Chinese Academy of Sciences, Beijing), Andrey Lobanov (Zoological Institute, Sankt-Petersburg), Alexander Napolov (Riga), Seung Hwan Oh (Cheorwon-gun, Kangwon-do, Republic of Korea); Gérard Tawakilian and Azadeh Taghavian (Muséum Nationale d'Histoire Naturelle, Paris), Vadim Ustinov (Moscow) for their help with information and specimens for study, my special thanks to Galina Danilevskaya and Maxim Lazarev for their valuable help in the final arrangement of the text.

M.L.Danilevsky

REFERENCES


- Daniel K. & Daniel J. 1891. Revision der mit *Leptura unipunctata* F. und *fulva* Deg. verwandten Arten.- *Coleopteren-Studien*, 1: 1-40.
- Danilevsky M. L. 2010. New Acts and Comments. *Cerambycidae*, pp. 43-49.- In I. Löbl & A. Smetana (ed.): *Catalogue of Palaearctic Coleoptera*, Vol. 6. Stenstrup: Apollo Books, 924pp.
- Danilevsky M.L. 2013. New *Dorcadion* (Coleoptera, Cerambycidae) from Kazakhstan.- *Humanity space. International almanac*, 2 (3): 433-442.
- Gressitt J. L. 1951. Longicorn beetles of China. In: Lepesme P.: *Longicornia, études et notes sur les longicornes*, Volume 2. Paris: Paul Lechevalier, 667 pp., 22 pls.
- Hua L.-Z. 2002. *Cerambycidae* [pp. 189-237]. In: *List of Chinese Insects*, Vol. II. Guangzhou: Zhongshan (Sun Yat-sen) University Press, 612 pp.
- Hubweber L., Löbl I, Morati J. & Rapuzzi P. 2010. [taxa from the People's Republic of China, Japan, and Taiwan].- In I. Löbl & A. Smetana (ed.): *Catalogue of Palaearctic Coleoptera*, Vol. 6. Stenstrup: Apollo Books, 924pp.
- ICZN [International Commission on Zoological Nomenclature], 1999. *International Commission on Zoological Nomenclature*. London: 306pp.
- Lazarev M.A. 2013. Two new subspecies of *Agapanthia dahli* (Richter, 1821) from Dagestan and Armenia (Coleoptera, Cerambycidae).- *Humanity space. International almanac*, 2(3): 443-448.
- Lee S.-M. 1982. Longicorn beetles of Korea (Coleoptera: Cerambycidae).- *Insecta Koreana*, 1: 101pp.
- Lee S.-M. 1987. The longicorn beetles of Korean Peninsula. Seoul. 287pp. 26pls.
- Ménétriés E. 1832. *Catalogue raisonné des objets de zoologie recueillis dans un voyage au Caucase et jusqu'aux frontières actuelles de la Perse entrepris par l'ordre de S. M. l'Empereur*. St.-Pétersbourg: Académie Impériale des Sciences, xxxiii + 272 +iv + [1] pp., 5 pls.
- Pic M. 1891. *Vadonia livida* var. *Desbrochersi*, n. var.- *Bulletin de la Société Entomologique de France* 1891: xvi.
- Plavilstshikov N.N. 1930. Beitrag zur Verbreitung der paläarktischen Cerambyciden. I.- *Entomologisches Nachrichtenblatt*, Bd. 4. H. 2. S. 48-55.
- Plavilstshikov N.N. 1958. *Fauna SSSR. Zhestokrylye*. T. XXIII, vyp. 1. Zhukidrovoski. Ch. 3. Podsemeistvo Lamiinae, ch. 1. Moskva - Leningrad: Izdatel'stvo Akademii Nauk SSSR, 591 + [1] pp.



Figs 1-3. *Cortodera alpina gudissensis* ssp. n.: 1 – holotype, male; 2-3 – paratypes, females.

Figs 4-5. *Pseudovadonia livida setosa* ssp. n.: 4 – holotype, male, Greece, Peloponnese, 21km NNE Sparta, Vamvakou vill., 900m, 29.5.2010, A.Napolov & I.Roma leg.; 5 – paratype, female, same locality.

M.L.Danilevsky




Figs 6-8. *Acalolepta seunghwani* sp. n.: 6 - holotype, male, Republic of Korea, Mt. Myeongseong-san, Cheorwon-gan, 38°6'36"N, 127°21'E, 600m, 8.7.2012, S.H.Oh leg.; 7 - paratype, female, Republic of Korea, Munhye-ri, Cheorwon-gan, 38°10'12"N, 127°22'12" E, 460m, 19.7.2010, S.H.Oh leg.; 8 - mating pair, same locality, 18.7.2010 - photo by S.H.Oh.

Figs 9-10. *Acalolepta luxuriosa*, male and female, Russia, Kunashir Is., Alyokhino, 3.8.1985, M.Danilevsky leg.

Figs 11-12. *Agapanthia ustinovi* sp. n.: 11 - holotype, male; 12 - paratype, female.

Fig. 13. Locality of *A. ustinovi* sp. n.: Pamir, Poshkharv environs, 1600m, 38°24'1"N, 71°9'18"E - photo by V.Ustinov.



Figs 14-17. *Acalolepta ningshanensis*, sp. n.: 14 - holotype, male, China, Shaanxi, Ningshan, Huoditang, 1.9.1980, Zhongning Hu leg.; 15 - paratype, female, same locality, 1550m, 8.6.2008, Wenzhu Li leg.; 16 - paratype, male, China, Sichuan, Chongzhou city, Chongqing County, 26.7.1981, Xiangyun Huang leg.; 17 - female, China, Hubei, Shennongjia, Sangluo, 920m 1.9.1981, Yinheng Hang leg.; 18 - male, China, Yunnan, Chenggong, 28.3.1975.

Received: 20.10.2013

Accepted: 28.10.2013