

See discussions, stats, and author profiles for this publication at: <https://www.researchgate.net/publication/342514944>

New records for Palaearctic Cerambycidae from Iran with zoogeographical remarks (Col.: Cerambycoidea: Cerambycidae)

Article in *Munis Entomology and Zoology Journal* · January 2009

CITATIONS

2

READS

239

3 authors:



Hüseyin Özdikmen

Gazi University

508 PUBLICATIONS 1,793 CITATIONS

[SEE PROFILE](#)



Hassan Ghahari

Islamic Azad University

251 PUBLICATIONS 1,578 CITATIONS

[SEE PROFILE](#)



Semra Turgut

43 PUBLICATIONS 234 CITATIONS

[SEE PROFILE](#)

Some of the authors of this publication are also working on these related projects:



Heteroptera Reduviidae of the Old World and the Neotropics [View project](#)



Cerambycidae of Turkey [View project](#)

MUNIS
ENTOMOLOGY & ZOOLOGY

Ankara / Turkey

Scope: Munis Entomology & Zoology publishes a wide variety of papers on all aspects of Entomology and Zoology from all of the world, including mainly studies on systematics, taxonomy, nomenclature, fauna, biogeography, biodiversity, ecology, morphology, behavior, conservation, paleobiology and other aspects are appropriate topics for papers submitted to Munis Entomology & Zoology.

Submission of Manuscripts: Works published or under consideration elsewhere (including on the internet) will not be accepted. At first submission, one double spaced hard copy (text and tables) with figures (may not be original) must be sent to the Editors, Dr. Hüseyin Özdikmen for publication in MEZ. All manuscripts should be submitted as Word file or PDF file in an e-mail attachment. If electronic submission is not possible due to limitations of electronic space at the sending or receiving ends, unavailability of e-mail, etc., we will accept "hard" versions, in triplicate, accompanied by an electronic version stored in a floppy disk, a CD-ROM.

Review Process: When submitting manuscripts, all authors provides the name, of at least three qualified experts (they also provide their address, subject fields and e-mails). Then, the editors send to experts to review the papers. The review process should normally be completed within 45-60 days. After reviewing papers by reviewers: Rejected papers are discarded. For accepted papers, authors are asked to modify their papers according to suggestions of the reviewers and editors. Final versions of manuscripts and figures are needed in a digital format.

Preparation of Manuscripts

All manuscripts must be typed in English, using Microsoft Word. Entire manuscript must be double-spaced, with margins of at least 2-3 cm on all sides of the page (A4). Pages should be numbered consecutively. Authors whose native language is not English are encouraged to have their manuscripts read by a native English-speaking colleague before submission. Nomenclature must be in agreement with the International Code of Zoological Nomenclature (4th edition 1999). Author(s) of species name must be provided when the scientific name of any animal species is first mentioned (the year of publication needs not be given; if you give it, then provide a full reference of this in the reference list). Authors of plant species name need not be given. Metric systems should be used. If possible, use the common font Times New Roman (12 pt) and use as little formatting as possible (use only bold and italics). Special symbols (e.g. male or female sign) should be avoided.

Title and Name(s) of Author(s): The title should be informative and as possible as brief, in boldface capital letters, not exceed twenty words. The higher taxa containing the taxa dealt with in the paper should be indicated in parentheses. Full name(s) of author(s) should come underneath the title with full address, each on a separate line. The author(s) name (s) should be given in boldface lower case.

Abstract: The abstract should be concise and should draw attention to the significant contents of the paper and the author's main conclusions. It should normally not exceed 200 words and should contain no uncommon abbreviations or references. Any new names or new combinations proposed in the paper should be mentioned. The abstract should be followed by a list of key words. Up to seven keywords should be suggested by the author.

Text: Regular papers include as the main sections (except in Book Reviews and Scientific Notes etc.); Introduction, Material & Methods, Results, Discussion, Acknowledgments and Literature Cited. The section introduction should be written without a title. However, the main sections may be varies with different types of papers. According to types of papers, main section can be changed. All scientific names (only genus and species group names) should be italicized throughout the paper, including literature cited. References should be cited in the text as Turgut (2003), Turgut & Turgut (2000) or Turgut et al. (2001) (3 or more authors), or alternatively in a parenthesis (Turgut, 2003; Turgut & Turgut, 2000 or Turgut et al., 2001). All literatures in the text must be listed alphabetically in the literature cited in the following format.

Journal paper:

Turgut, S. 2003. Title of the paper. Title of the journal in full, volume number: page range.

Book chapter:

Turgut, S. & Turgut, A. 2000. Title of the Chapter. In: Turgut, A., Turgut, B. & Turgut, C. (Eds.), Title of Book. Publisher name and location, page range.

Book:

Turgut, A., Turgut, B. & Turgut, C. 2001. Title of Book, Publisher name and location, number of pages (e.g. 123 pp).

Internet resources:

Turgut, S. 2002. Title of website, database or other resources, Publisher name and location (if indicated), number of pages (if known). Available from: <http://xxx.xxx.xxx/> (Date of access).

Tables, Illustrations and Photographs: Tables, illustrations and photographs should be submitted in a separate file, not embedded in the text. They should be given at the end of the manuscript. Please use the table function in your word processor to build tables so that the cells, rows and columns can remain aligned when font size and width of the table are changed. Illustrations should be clean, sharp, with good contrast. Small illustrations should be grouped into plates. For species illustration, line drawings are preferred, although good quality B&W photographs are also acceptable. Maximum size of printed illustration, including all legends, is 12 x 16 cm. Images must be submitted either in .tif, .jpg, or .pdf (PC compatible format strongly preferred). Digital versions of illustrations should be prepared as follows: photographs should be saved as .pdf or .tif format at 300 dpi. Line figures should be saved in .tif or .jpg at 300 dpi. All illustrations must be numbered consecutively using Arabic numerals. They should be cited "Fig. 1" or "Figs. 1–4" in sequential order. Photographs must be of exceptional quality, good contrast.

Scientific Notes and Book Reviews. These are usually short contributions, typically not exceeding one (Book Review) or two (Scientific Notes) printed pages. Scientific notes and book reviews lack an abstract and most of the main headings, except for the acknowledgments and the literature cited sections.

Page Charge: There is no page charge for publishing with MEZ.

MEZ is indexed in Zoological Record, Biological Abstract, Biosis Preview, Agricola,

**NEW RECORDS FOR PALAEARCTIC CERAMBYCIDAE
FROM IRAN WITH ZOOGEOGRAPHICAL REMARKS
(COL.: CERAMBYCOIDEA: CERAMBYCIDAE)**

Hüseyin Özdikmen*, Hassan Ghahari
and Semra Turgut***

* Gazi Üniversitesi, Fen-Edebiyat Fakültesi, Biyoloji Bölümü, 06500 Ankara / TURKEY. E-mails: ozdikmen@gazi.edu.tr and semraturgut@mynet.com

** Department of Entomology, Islamic Azad University, Science and Research Branch, Tehran / IRAN. E-mail: h_ghahari@yahoo.com

[Özdikmen, H., Ghahari, H. & Turgut, S. 2009. New records for Palaearctic Cerambycidae from Iran with zoogeographical remarks (Col.: Cerambycoidea: Cerambycidae). *Munis Entomology & Zoology*, 4 (1): 1-18]

ABSTRACT: The paper gives some new records (one tribus, three genera, one subgenus and three species) based on three new species for Palaearctic and Iranian Cerambycidae as *Dorysthenes (Baladeva) walkeri* (Waterhouse, 1840), *Pachyteria dimidiata* Westwood, 1848 and *Diastocera wallichi* (Hope, 1831).

KEY WORDS: Cerambycidae, Palaearctic region, Iran, New records.

The longhorned beetles or Cerambycidae are often classified together with Chrysomelidae and Bruchidae in the superfamily Chrysomeloidea. But, some authors including ourselves recognized Cerambycidae as a separate superfamily Cerambycoidea. Cerambycoidea Latreille, 1802 is a superfamily of the order Coleoptera (suborder Polyphaga, infraorder Cucujiformia). The concept of the subdivision of Cerambycidae into several families has prevailed recently. Cerambycidae divided into several subfamilies. These are Parandrinae, Prioninae, Lepturinae, Necydalinae, Aseminae, Spondylidinae, Dorcasominae, Cerambycinae and Lamiinae. All subfamilies are represented in Iran.

Most of the longhorned beetles are elongate and cylindrical with long antennae. The eyes are usually strongly notched. The fourth tarsal segment is small and concealed in the notch of the third segment. It is often very difficult to see. Both the Cerambycidae and Chrysomelidae have this type of tarsal structure, and these groups are sometimes difficult to separate. The Cerambycidae are separated from Chrysomelidae by the presence of apical spines on the tibiae. Also, the Cerambycidae are separated from the closely related Bruchidae by the normally developed last segment of the abdomen. The pygidium is usually hidden under the elytra in Cerambycidae, but it is always large and prominent in Bruchidae.

All the members of longhorned beetles are xylophagous and phytophagous. Larvae of longhorned beetles develop in plant tissues. Most of the beetles are wood-boring in the larval stage and many species are very destructive to forests, fruit trees and to freshly cut logs. They have larval tunnels in the wood (both living and dead plants). The species attack various types of trees and shrubs. A few will attack living trees, but

most species appear to prefer freshly cut logs or weakened and dying trees or branches. Larvae pupate either in host plants or in soil. Adults of the longhorned beetles can be found on flowers, leaves, wood, herbs etc.

Iran is bordered on the north by the Caspian Sea, Armenia, Azerbaijan and Turkmenistan, on the east by Afghanistan and Pakistan, on the south by the Persian Gulf and the Gulf of Oman, and on the west by Iraq and Turkey (Map 1). Its area is 1.648.000 square kilometers, of which 14% is arable land, 8% is forest, 47% is natural (i.e. non-arable) pastures and the remaining 31% is varied arid environments, including salt swamps, sand and gravel deserts and bare-rock high mountains. In general, Iran consists of a central plateau, 1000 to 1500 m above sea level. Two great deserts, Dasht-é Kavir and Dasht-é Lut frame most of the north-east and east of this area. The central plateau is surrounded by mountain ranges of varying heights. Most rivers drain into the Persian Gulf, the Caspian Sea and into some of the salty lakes of the interior. The Persian Gulf is 965 km long. Its easternmost section, east of the Strait of Hormoz is the Gulf of Oman (Hangay et al., 2005). In other words, Iran is situated in Southwest Asia, bordering the Gulf of Oman, the Persian Gulf, and the Caspian Sea, between Iraq and Pakistan.

The vast, arid, and physiographically complex tract stretching across North Africa, southwestern Asia, and northwestern India is home to a complex range of species, many of them distinct from those of sub-Saharan Africa, tropical Asia, and northern temperate Eurasia. Their relations at the generic and family levels are, however, for the most part with those of Eurasia, and they form part of the fauna classically termed Palaeartic. Iran is the most geographically complex area within this region and consequently has the greatest biological diversity for its size in southwestern Asia. Except for faunal elements shared with other regions, southwestern Asian species are distributed between two broad types of landscape. One is the region generally known as the Iranian plateau, stretching from the Anatolian highlands across Persia and Afghanistan to the Solayman range in the southeast. Species occupying this area have been labeled Irano-Turanian by most zoogeographers. Anderson (in Camb. Hist. Iran) divided them into Iranian elements, restricted to the uplands, and Aralo-Caspian elements, concentrated mainly on the plains and basins of Turkmenistan and neighboring republics of Central Asia. The second major landscape type, encompassing the low-lying desert areas along the southern margins of the Palaeartic from North Africa to northwestern India, is home to the Saharo-Sindian group of fauna. Within these regions are species and associations of species with much more restricted distribution. Considering the fauna of western Asia as a whole, various authors have introduced a confusing array of terms, attempting to systematize patterns of distribution within particular taxa. In addition to the labels already mentioned, there are Holarctic for the temperate and boreal latitudes of the northern hemisphere, including North America; Western and Eastern Palaeartic; Euro-Siberian for the northern latitudes of the Palaeartic; Eremian for Saharo-Sindian plus

the arid portions of Irano-Turanian; Ethiopian or Afrotropical for sub-Saharan Africa; Oriental for southern and southeastern Asia, Paleotropical for Ethiopian plus Oriental; Mediterranean for southern Europe and the North African littoral plus the Levant; and various subdivisions that are more or less self-explanatory. Although some authors have used these terms descriptively, to others they have implied areas of origin. When used here they are simply descriptive (Anderson, 2007).

Anderson (2007) also stated that Iran has 13 faunal areas. These are as follows. The central plateau, The Urmia basin, The Sistan basin, The Caspian region, The Khuzestan plain and the Persian Gulf coast, Persian Baluchistan and the Makran coast, The Turkmen steppe, The Mogan steppe, The Zagros, The western foothills of the Zagros, The Alborz, The Kopet-Dag, Islands of the Persian Gulf.

According to Anderson (2007), the faunal area "Persian Baluchistan and the Makran coast" includes two main elements as Iranian elements and Saharo-Sindian elements. It is primarily in Baluchistan and the Makran that a few Oriental elements, wide-ranging species of broad ecological tolerance, exist in Iran. The faunal area "the western foothills of the Zagros" includes some species that are most closely related to species of highland Arabia, others to those of Baluchistan and Sind. The faunal area "Islands of the Persian Gulf" seems to represent the Saharo-Sindian group.

So it is known clearly that Iranian fauna includes some Oriental species. This work is another evidence of this status. On the other hand, three unknown species for Palaearctic region are recorded for the first time with this study. These oriental species are *Dorysthenes walkeri* (Waterhouse, 1840), *Pachyteria dimidiata* Westwood, 1848 and *Diastocera wallichii* (Hope, 1831).

More than 2,000 plant species are grown in Iran. The land covered by Iran's natural flora is four times that of the Europe's (Map 2).

The Persian fauna is known in piecemeal fashion from studies of various groups of animals, but there has so far been no coordinated effort to record the entire range systematically, as there has been for the Persian flora and for the fauna of the former Soviet Union, former British India, and the Arabian Peninsula. In Persia some invertebrate groups have been studied systematically, and studies have been undertaken for all vertebrate groups.

Insects constitute the largest segment of Persian fauna normally. Although there has been no comprehensive treatment, there is a large literature on individual species. An important series, "Contribution à la faune de l'Iran" has been published in *Annales de Société Entomologique de France*. Cerambycidae by Villiers (1967) was dealt with in part I of the works for Iranian fauna. Subsequently, Abai (1969) was given a list of Iranian Cerambycidae. Other previous works were either short notes on short-lived expeditions or about at most a province and its environment. Also, works including description of new taxons are sometimes

encountered. As opposed to this, European fauna has almost been investigated entirely as mentioned in Sama (2002) and Russian fauna has also been given mainly in Danilevsky (2008).

Historically, the first list related with Iranian Cerambycidae was realized by H. Mirzayans (1950) with only 39 species. A. Villiers collected some species of Cerambycidae from Eastern and Southern parts of Iran until 1965. Then, he published it in 1967 as seen above. This study included 240 species and 15 subspecies. In which, 2 genera, 3 species and 1 subspecies were identified as new taxa. In 1969, M. Abai gave list of Cerambycidae family in Iran with 104 species and 4 subspecies. Recently, M. M. Awal (1997) also gave 199 longhorned beetles species in his study entitled "List of agricultural pests and their natural enemies in Iran". In 2004, H. Borumand also presented a list of Cerambycidae in Hayk Mirzayans Insect Museum of Iran with 132 species and 4 subspecies.

Especially since the last century, works on Iranian longicorn beetles increased as chiefly faunistic and taxonomic works. Recently, they continue with an increased speed. E. g. Villiers (1960, 1967, 1970, 1973), Abai (1969), Holzschuh (1977, 1979, 1981), Danilevsky (1998), Sama & Rejzek (2001, 2002), Rejzek et al. (2003), Danilevsky (2004), Sama et al. (2005) and Danilevsky (2006) can state as the recent important works on Iranian Cerambycidae. Knowledge about Iranian longicorn beetles, however, is far from satisfactory.

Superfamily CERAMBYCOIDEA Latreille, 1802

The superfamily includes currently 4 family as Cerambycidae Latreille, 1802; Disteniidae Thomson, 1860; Oxypeltidae Lacordaire, 1869 and Vesperidae Mulsant, 1839 (incl. Anoplodermatinae Guérin-Méneville, 1840 and Philinae Thomson, 1860).

Family CERAMBYCIDAE Latreille, 1802

The Cerambycidae is one of the largest families of Coleoptera. Body length varies from 2.5 mm to slightly over 17 cm. It is distributed worldwide. The family that is commonly called long-horned beetles, longicorns, capricorns, timber beetles, round-headed borers, goat beetles (bockkäfer), sawyer beetles includes currently 9 subfamily as Parandrinae Blanchard, 1845; Prioninae Latreille, 1802; Lepturinae Latreille, 1802; Necydalinae Latreille, 1825; Aseminae Thomson, 1860; Spondylidinae Audinet-Serville, 1832; Dorcasominae Lacordaire, 1869; Cerambycinae Latreille, 1802 and Lamiinae Latreille, 1825 according to our approach.

Subfamily PRIONINAE Latreille, 1802

- = Prioniens Latreille, 1804
- = Prionida Leach, 1814
- = Prionidae Samouelle, 1819
- = Prionitae Thomson, 1860
- = Prionides Lacordaire, 1869

The subfamily currently includes at least 18 tribes as Acanthinoderini Thomson, 1864; Acanthophorini Thomson, 1864; Aegosomatini Thomson, 1860; Anacolini Thomson, 1857; Callipogonini Thomson, 1860; Calocomini Galileo et Martins, 1993; Cantharocnemini Lameere, 1912; Erichsoniini Thomson, 1860; Eurypodini Gahan, 1906; Macrodotiini Thomson, 1860; Macrotomini Thomson, 1860; Mallaspini Thomson, 1860; Mallodontini Thomson, 1860; Meroscelisini Thomson, 1860; Nothophysini Lameere, 1912; Prionini Latreille, 1802; Solenopterini Lacordaire, 1869 and Tereticini Lameere, 1912. The fossil genus *Xyleoconites* Haupt, 1950 is Prioninae incertae sedis. The 4 tribes Acanthophorini, Aegosomatini, Macrotomini and Prionini are represented in Iran.

Tribe PRIONINI Latreille, 1804

- = Prionites Fairmaire, 1864
- = Titanitae Thomson, 1864 partim
- = Psalidognathitae Thomson, 1864
- = Derobrachyinae Pascoe, 1869
- = Titanii Lameere, 1904 partim
- = Prioni Lameere, 1919

The tribe includes currently 27 genera as *Apterocaulus* Fairmaire, 1864; *Braderochus* Buquet, 1852; *Brephilydia* Pascoe, 1871; *Callistoprionus* Tippmann, 1953; *Derobrachus* Audinet-Serville, 1832; *Dorysthenes* Vigors, 1826; *Emphiesmenus* Lansberge, 1884; *Guedesia* Ferreria & Veiga Ferreira, 1952; *Mesoprionus* Jakovlev, 1887; *Microarthron* Pic, 1900; *Miniprionus* Danilevsky, 1999; *Monocladum* Pic, 1892; *Neosarmyds* Fisher, 1935; *Orthosoma* Audinet-Serville, 1832; *Osphyron* Pascoe, 1869; *Paradandamis* Aurivillius, 1922; *Pogonarthron* Semenov, 1900; *Polyarthron* Audinet-Serville, 1832; *Polylobarthron* Semenov, 1900; *Prionacalus* White, 1845; *Prionomma* White, 1853; *Prionus* Geoffroy, 1762; *Priotyranus* Thomson, 1857; *Psalidognathus* Gray et Griffith, 1831; *Pseudoprionus* Pic, 1898; *Psilotarsus* Motschulsky, 1860 and *Titanus* Audinet-Serville, 1832. The 15 species of 7 genera as *Prionus burdajewiezi* Bodemeyer, 1930; *Prionus coriarius* (Linnaeus, 1758); *Prionus sterbai* Heyrovský, 1950; *Mesoprionus angustatus* Jakovlev, 1887; *Mesoprionus asiaticus* (Faldermann, 1837); *Mesoprionus consimilis* (Holzschuh, 1981); *Mesoprionus lesnei* (Semenov, 1933); *Mesoprionus persicus* (Redtenbacher, 1850); *Mesoprionus petrovitzi* (Holzschuh, 1981); *Mesoprionus schaufussi* Jakovlev, 1887; *Psilotarsus brachypterus* (Gebler, 1830); *Pogonarthron minutum* (Pic, 1905); *Pseudoprionus bienerti* (Heyden, 1885); *Microarthron komarowi* (Dohrn, 1885) and *Monocladum iranicum* Villiers, 1961 are represented in Iran.

**Genus *DORYSTHENES* Vigors, 1826
(New for Pal. Reg. and Iran)**

- = *Dissosternus* Hope, 1833 (Subgen. type: *Dissosternus pertii* Hope)
- = *Cyrtognathus* Faldermann, 1835 (Subgen. type: *Prionus paradoxus* Faldermann)
- = *Baladeva* Waterhouse, 1840 (Subgen. type: *Baladeva walkeri* Waterhouse)
- = *Lophosternus* Guérin-Ménéville, 1844 (Subgen. type: *Lophosternus buqueti* Guérin-Ménéville)
- = *Cyrtosternus* Guérin-Ménéville, 1844 (Subgen. type: *Prionus indicus* Hope)
- = *Paraphrus* Thomson, 1860 (Subgen. type: *Paraphrus granulatus* Thomson)
- = *Opisognathus* Thomson, 1860 (Subgen. type: *Opisognathus forficatus* Thomson)
- = *Prionomimus* Lameere, 1912 (Subgen. type: *Prionomimus pici* Lameere)

Type species: *Prionus rostratus* Fabricius, 1792

Dorysthenes Vigors, 1826, Zool. Journ., 2 (8), 514. (type-species : *Prionus rostratus* Fabricius, 1792). Subgenera: *Dissosternus* Hope, 1833: 64 (type species: *Dissosternus pertii* Hope); *Cyrtognathus* Faldermann, 1835: 431 (type species: *Prionus paradoxus* Faldermann); *Baladeva* Waterhouse, 1840: 225 (type species: *Baladeva walkeri* Waterhouse); *Lophosternus* Guérin-Ménéville, 1844: 209 (type species: *Lophosternus buqueti* Guérin-Ménéville); *Cyrtosternus* Guérin-Ménéville, 1844: 210 (type species: *Prionus indicus* Hope); *Paraphrus* Thomson, 1860: 330 (type species: *Paraphrus granulatus* Thomson); *Opisognathus* Thomson, 1860: 330 (type species: *Opisognathus forficatus* Thomson); *Prionomimus* Lameere, 1912: 176 (type species: *Prionomimus pici* Lameere).

The oriental genus includes currently 23 species of 8 subgenera in the world. These subgenera are *Baladeva* Waterhouse, 1840; *Cyrtognathus* Faldermann, 1835; *Dissosternus* Hope, 1833; *Dorysthenes* Vigors, 1826; *Lophosternus* Guérin-Ménéville, 1844; *Opisognathus* Thomson, 1860; *Paraphrus* J. Thomson, 1860 and *Prionomimus* Lameere, 1912. The genus is recorded for the first time for Iran and Palaeartic region.

**Subgenus *BALADEVA* Waterhouse, 1840
(New for Pal. Reg. and Iran)**

Type species: *Baladeva walkeri* Waterhouse, 1840

The subgenus known orientalic until now includes currently only two species as *Dorysthenes sternalis* (Fairmaire, 1902) occurs in China and Vietnam and *Dorysthenes walkeri* (Waterhouse, 1840). The subgenus is recorded for the first time for Iran and Palaeartic region.

***Dorysthenes (Baladeva) walkeri* (Waterhouse, 1840)
(New for Pal. Reg. and Iran) (Fig. 1)**

= *Baladeva walkeri* Waterhouse, 1840 (Original designation)

This species was originally described by Waterhouse as *Baladeva walkeri* Waterhouse, 1840. It is recorded for the first time for Iran and Palaeartic region.

MATERIAL EXAMINED: Iran: East Azerbaijan province: Arasbaran, 13.07.2005, leg. M. Havaskary, 1 specimen.

DISTRIBUTION: Myanmar, Thailand, Laos, China, Vietnam (Map 3)

CHOROTYPE: Oriental + now SW-Asiatic (?)

Subfamily CERAMBYCINAE Latreille, 1802

= Cerambycidae Thomson, 1860

The subfamily currently includes at least 90 tribes as Acangassuini Galileo & Martins, 2001; Agallissini LeConte, 1873; Achrysonini Lacordaire, 1869; Alanizini Di Iorio, 2003; Anaglyptini Lacordaire, 1869; Ancylocerini LeConte, 1873; Aphanasiini Thomson, 1860; Aphneopini Aurivillius, 1912; Basipterini Fragoso, Monné & Seabra, 1987; Bimiini Lacordaire, 1869; Bothriospilini Lane, 1950; Callidiini Mulsant, 1839; Callidiopini Lacordaire, 1869; Callichromatini Blanchard, 1845; Cerambycini Latreille, 1804; Certallini Audinet-Serville, 1834; Childonini Waterhouse, 1879; Cleomenini Lacordaire, 1869; Clytini Mulsant, 1839; Compsocerini Thomson, 1864; Curiini LeConte, 1873; Deilini Faimaire, 1864; Dejanirini Villiers, 1966; Diorini Lane, 1950; Distichocerini Kirby, 1818; Dodecosini Aurivillius, 1912; Dryobiini Linsley, 1964; Eburiini Blanchard, 1845; Ectenessini Martins & Galileo, 1998; Elaphidiini Thomson, 1864; Eligmodermini Lacordaire, 1869; Erlandiini Aurivillius, 1912; Eumichthini Linsley, 1940; Gahaniini Quentin et Villiers, 1969; Glaucytni Lacordaire, 1869; Graciliini Mulsant, 1839; Hesperophanini Mulsant, 1839; Hesthesini Kirby, 1818; Heteropsini Lacordaire, 1869; Holopleurini Chemsak & Linsley, 1974; Hyboderini Linsley, 1940; Ibdionini Thomson, 1860; Lissonotini Thomson, 1860; Luscosmodicini Martins, 2003; Macronini Lacordaire, 1869; Megacoelini Quentin et Villiers, 1969; Molorchini Mulsant, 1863; Nathriini Linsley, 1963; Navomorphini Thomson, 1860; Necydalopsini Blanchard, 1851; Neocorini Martins, 2005; Neostenini Pascoe, 1857; Oabriini Mulsant, 1839; Opsimini LeConte, 1873; Oxycoleini Martins & Galileo, 2003; Paraholopterini Martins, 1997; Phalotini Pascoe, 1863; Phlyctaenodini Newman, 1841; Piezocerini Lacordaire, 1869; Platyarthrini Bates, 1870; Plectogasterini Quentin et Villiers, 1969; Pleiarthrocerini Lane, 1950; Protaxini Gahan, 1906; Prothemini Pascoe, 1869; Psebiini Lacordaire, 1869; Pseudocephalini Aurivillius, 1912; Psilomorphini Saunders, 1850; Pteroplatini Thomson, 1860; Pyrestini Lacordaire, 1869; Rhagiomorphini Newman, 1840; Rhinotragini Thomson, 1860; Rhopalophorini Blanchard, 1845; Smodicini Lacordaire, 1869; Spintheriini Thomson, 1860; Stenoderini Pascoe, 1869; Stenopterini Fairmaire, 1868; Strongylurini Pascoe, 1869; Sydacini Martins, 1997; Tessarommatini Newman, 1840; Thraniini Gahan, 1906; Thyrsiini Marinoni & Napp, 1984; Tillomorphini Lacordaire, 1869; Torneutini Thomson, 1860; Tragocerini Latreille, 1829; Trachyderini Dupont, 1836; Trichomesini

Pascoe, 1859; Tropocalymmatini Thomson, 1864; Typhocesini Pascoe, 1863; Uracanthini Lacordaire, 1869 and Xystrocerini Blanchard, 1845. Danilevsky (2007a) stated that "according to personal communication of Zahaikévitch (1983), in Cerambycinae several supertribes could be created: Cerambycites, Rosaliites, Callidiites, Clytites, Callichromites, Molorchites. The last supertribed is the most specialized one". Anyway, the 15 tribes Anaglyptini, Callidiini, Callichromatini, Cerambycini, Certallini, Clytini, Graciliini, Hesperophanini, Hylotropini, Molorchini, Nathriini, Obriini, Stenopterini, Trachyderini and Xystrocerini are represented in Iran.

Tribe CALLICHRMATINI Blanchard, 1845

= Callichromini Thomson, 1860

The tribe includes currently 75 genera as *Agaleptus* Gahan, 1904; *Amblyonitum* Bates, 1879; *Anubis* Thomson, 1864; *Aphrodisium* Thomson, 1864; *Aromia* Audinet-Serville, 1833; *Aromiella* Podaný, 1971; *Asmedia* Pascoe, 1866; *Beaveriella* Napp & Martins, 2005; *Bradycnemis* Waterhouse, 1877; *Callichroma* Latreille, 1816; *Callixanthospila* Adlbauer, 2000; *Cataphrodisium* Aurivillius, 1907; *Chelidonium* Thomson, 1864; *Chloridolum* Thomson, 1864; *Chromazilus* Thomson, 1864; *Cloniophorus* Quedenfeldt, 1882; *Closteromerus* Dejean, 1835; *Cnemidochroma* Schmidt, 1924; *Compsomera* White, 1855; *Conamblyus* Schmidt, 1922; *Cotychroma* Martins & Napp, 2005; *Dictator* Thomson, 1878; *Diotecnon* Schmidt, 1924; *Dubianella* Morati & Huet, 2004; *Embrikstrandia* Plavilstshikov, 1931; *Eugoa* Fahreus, 1872; *Euporus* Audinet-Serville, 1834; *Gauresthes* Bates, 1889; *Gestriana* Podaný, 1971; *Guitelia* Oberthür, 1911; *Helemaeus* Perroud, 1855; *Helymaeus* Thomson, 1864; *Huedepohliana* Heffern, 2002; *Hybunca* Schmidt, 1922; *Hylomela* Gahan, 1904; *Hypargyra* Gahan, 1890; *Hypatium* Thomson, 1864; *Hypocrites* Fahraeus, 1871; *Ipothalia* Pascoe, 1867; *Jonthodes* Audinet-Serville, 1834; *Jonthodina* Achard, 1911; *Leptosiella* Morati & Huet, 2004; *Linsleychroma* Giesbert, 1998; *Litopus* Audinet-Serville, 1834; *Mattania* Fairmaire, 1894; *Mecosaspis* Thomson 1864; *Mionochroma* Schmidt, 1924; *Monnechroma* Napp & Martins, 2005; *Osphranteria* Redtenbacher, 1849; *Oxyprosopus* Thomson, 1864; *Pachyteria* Audinet-Serville, 1833; *Paraguitelia* Quentin et Villiers, 1971; *Parandrocephalus* Heller, 1916; *Philematium* Thomson, 1864; *Phrosyne* Murray, 1870; *Phyllocnema* Thomson, 1860; *Phyllomaeus* Schmidt, 1922; *Plinthocoelium* Schmidt, 1924; *Polyzonus* Laporte de Castelnau, 1840; *Promeces* Audinet-Serville, 1834; *Psephania* Morati & Huet, 2004; *Psilomastix* Fahraeus, 1872; *Quettania* Schwarzer, 1931; *Rhopalizus* Thomson, 1864; *Rhopalomeces* Schmidt, 1922; *Scalenus* Gistel, 1848; *Schmidtiana* Podaný, 1971; *Schmidtianum* Podaný, 1965; *Schwarzerion* Schmidt, 1924; *Synaptola* Bates, 1879; *Tarsotropidius* Schmidt, 1922; *Thompsoniana* Podaný, 1971; *Turkaromia* Danilevsky, 1993; *Xystochroma* Schmidt, 1924 and *Zonopterus* Hope, 1843. The 5 species

of 2 genera as *Aromia moschata* (Linnaeus, 1758); *Osphranteria coeruleascens* Redtenbacher, 1850; *Osphranteria lata* Pic, 1956; *Osphranteria richteri* Heyrovský, 1959 and *Osphranteria suaveolens* Redtenbacher, 1850 are represented in Iran.

**Genus *PACHYTERIA* Audinet-Serville, 1833
(New for Pal. Reg. and Iran)**

Type species: *Cerambyx fasciatus* Fabricius, 1775

Pachyteria Audinet-Serville, 1833, Ann. Soc. Ent. Fr., 2: 553 (type species: *Cerambyx fasciata* Fabricius, 1775) loc. cit. - Gahan, 1906, Fauna British India, Col., 1: 194, Aurivillius, 1912, Coleopt. Cat., 39: 299.

The oriental genus includes currently 31 species in the world. The genus is recorded for the first time for Iran and Palaeartic region.

***Pachyteria dimidiata* Westwood, 1848
(New for Pal. Reg. and Iran) (Fig. 2)**

= *Pachyteria scheepmakeri* Ritsema, 1881

= *Pachyteria oberthuri* Ritsema, 1888

= *Pachyteria sheepmakeri* Aurivillius, 1912 (incorrect subsequent spelling)

= *Pachyteria luteofasciata* Pic, 1946

= *Pachyteria timorensis* Hayashi, 1994

This species is recorded for the first time for Iran and Palaeartic region.

MATERIAL EXAMINED: Iran: Semnan province: Semnan, 19.09.2002, leg. H. Sakenin, 1 specimen.

DISTRIBUTION: Malaysia (Sarawak), Myanmar, Thailand, Vietnam, Laos, Indonesia (Sumatra), India, Borneo, Sumatra (Map 4)

CHOROTYPE: Oriental + now SW-Asiatic (?)

Subfamily LAMIINAE Latreille, 1825

= Lamiariae Latreille, 1825

= Clinocephalides Mulsant, 1839

= Lamiitae (Latreille) Thomson, 1860

= Lamiides (Latreille) Mulsant, 1863

= Lamitae (Latreille) Thomson, 1864

= Lamiens (Latreille) Planet, 1924

The subfamily currently includes at least 74 tribes as Acanthocinini Blanchard, 1845; Acanthoderini Thomson, 1860; Acmocerini Thomson, 1860; Acrocinini Thomson, 1860; Aderpasini Thomson, 1864; Aerenicini Lacordaire, 1872; Agapanthiini Mulsant, 1839; Ancytonotini Lacordaire, 1869; Anisocerini Thomson, 1860; Apodasyini Lacordaire, 1872; Apomecynini Thomson, 1860; Batocerini Lacordaire, 1869; Calliini

Thomson, 1864; Ceroplesini Dejean, 1835; Cloniocerini Dejean, 1835; Colobotheni Thomson, 1860; Comptosomatini Thomson, 1857; Crossotini Thomson, 1864; Cyrtinini Thomson, 1864; Desmiphorini Thomson, 1860; Dorcadiini Latreille, 1825; Dorcaschematini Thomson, 1860; Elytracanthini Lane, 1955; Emphytoeciini Pascoe, 1864; Enicodini Thomson, 1860; Epicastini Thomson, 1864; Eupromerini Galileo & Martins, 1995; Falsamblesthiini Gilmour, 1961; Gnomini Thomson, 1864; Gyaritini Breuning, 1956; Hemilophini Thomson, 1868; Homonoeni Thomson, 1864; Hyborhabdini Aurivillius, 1911; Lamiini Latreille, 1825; Laticraniini Lane, 1959; Mauesini Lane, 1956; Megabasini Thomson, 1864; Mesosini Thomson, 1860; Metonini Pascoe, 1862; Moneilemini Thomson, 1864; Morimopsini Lacordaire, 1869; Nyctimenini Thomson, 1864; Oculariini Breuning, 1950; Onciderini Thomson, 1860; Onocephalini Thomson, 1860; Parmenini Mulsant, 1839; Petrognathini Blanchard, 1845; Phacellini Lacordaire, 1872; Phantasini Hunt & Breuning, 1957; Phrissomini Thomson, 1860; Phrynetini Thomson, 1864; Phytoeciini Pascoe, 1864; Pogonocherini Mulsant, 1839; Polyrhaphidini Thomson, 1860; Pretiliini Martins & Galileo, 1990; Proctocerini Aurivillius, 1921; Prosopocerini Thomson, 1868; Pteropliini Thomson, 1860; Rhodopinini Gressitt, 1951; Saperdini Mulsant, 1839; Stenobiini Breuning, 1950; Sternotomini Thomson, 1860; Tapeinini Thomson, 1857; Tetracopini Wollaston, 1873; Tetraopini Thomson, 1860; Tetropini Thomson, 1860; Theocridini Thomson, 1858; Tmesisternini Thomson, 1860; Tragocephalini Thomson, 1857; Velorini Thomson, 1864; Xenofreini Bates, 1885; Xenoleini Lacordaire, 1869; Xylorhizini Dejean, 1835 and Zygoterini Dejean, 1835. The 14 tribes Acanthocinini, Agapanthiini, Ancylonotini, Apodasyini, Apomecynini, Dorcadiini, Lamiini, Mesosini, Parmenini, Phytoeciini, Pteropliini, Saperdini and Tetropini are represented in Iran.

**Tribe CEROPLESINI Thomson, 1860
(New for Pal. Reg. And Iran)**

= Ceroplesitae Thomson, 1860

= Ceroplesides (Thomson) Lacordaire, 1872

The tribe includes currently 9 genera as *Analeptes* Gistel, 1847; *Ceroplesis* Dejean, 1835; *Cochliopalpus* Lacordaire, 1872; *Diastocera* Dejean, 1835; *Gnathoenia* Thomson, 1858; *Paranaleptes* Breuning, 1937; *Pterotragus* Chevrolat, 1856; *Pycnopsis* Thomson, 1857 and *Titoceres* Thomson, 1868. All genera are African except the oriental genus *Diastocera* Dejean, 1835. This tribe is recorded for the first time for Iran and Palaearctic region.

**Genus *DIASTOCERA* Dejean, 1835
(New for Pal. Reg. and Iran)**

= *Thysia* Thomson, 1860 (Type sp. *Lamia wallichii* Hope, 1831)

= *Thysiotus* Thomson, 1868 (Unnecessary replacement name for *Thysia* Thomson, 1860)

Type species: *Lamia tricincta* Duncan, 1835

Diastocera Dejean, 1835, Catal. Coléopt., ed. 2, 342 [n.n.]; Thomson 1857, Archives ent., 1, 183. (type species: *Lamia tricineta* Duncan, 1835) *loc. cit.* – Thomson, 1860, Essai d'une classification de la famille des cérambycides et matériaux pour servir à une monographie de cette famille, 96, - Thomson, 1868, XVII. Note rectificative. Physis Recueil d'Histoire Naturelle, Paris 2(6): 201.

The oriental genus is monotypic and it includes currently only 1 species with 3 subspecies in the world. The genus is recorded for the first time for Iran and Palaearctic region.

***Diastocera wallichii* (Hope, 1831)
(New for Pal. Reg. and Iran) (Fig. 3)**

- = *Lamia wallichii* Hope, 1831
- = *Lamia tricineta* Duncan, 1835
- = *Diastocera wallichii tricineta* (Duncan, 1835)
- = *Ceroplesis tricineta* (Duncan, 1835) Laporte de Castelnau, 1840
- = *Lamia trivittata* Gistel in Gistel & Bromme, 1850
- = *Thysia tricineta* (Duncan, 1835) Pascoe, 1857
- = *Thysia wallichii* (Hope, 1831) Thomson, 1860
- = *Thysiotus wallichii* (Hope, 1831) Thomson, 1868
- = *Diastocera wallichii tonkinensis* Kriesche, 1924
- = *Diastocera savioi* Jen, 1932
- = *Diastocera wallichii* var. *insularis* Fisher, 1935

This species is recorded for the first time for Iran and Palaearctic region. As commonly accepted that the species has 3 subspecies in the world. These are: - *Diastocera wallichii wallichii* (Hope, 1831) occurs in NE India (Assam), Myanmar, S China (Yunnan), NW Thailand, - *Diastocera wallichii tricineta* (Duncan, 1835) occurs in Malaysia, Borneo, Indonesia (Sumatra, Java, Celebes) and - *Diastocera wallichii tonkinensis* Kriesche, 1924 occurs in Thailand, China, Laos and Vietnam.

MATERIAL EXAMINED: Iran: Isfahan province: Najaf-Abad, 14.06.2005, leg. H. Rakhshani, 1 specimen.

DISTRIBUTION: India, Myanmar, China, Thailand, Malaysia, Borneo, Indonesia (Sumatra, Java, Celebes), Laos, Vietnam (Map 5)

CHOROTYPE: Oriental + now SW-Asiatic (?)

ACKNOWLEDGEMENTS

We would like to thank H. Sakenin, M. Havaskary and H. Rakhshani (Iran) as collectors.

LITERATURE CITED

Abai, M. 1969. List of Cerambycidae Family in Iran. Entomologie et Phytopathologie Appliquées, (Tehran) 28: 47-54.

Anderson, S. 2007. FAUNA, the assemblage of animal species, generally excluding domestic animals (q.v.), living within a defined geographical area or ecological zone. Fauna of Persia. Available from: <http://www.iranica.com/articles/v9f4/v9f441a.html#i>

Audinet-Serville, J. G. 1833. Nouvelle classification de la famille des longicornes (suite). Annales de la Société Entomologique de France, Paris. (1) 2: 528-573.

Aurivillius, C. 1912. Coleoptorum Catalogus, pars 39 [vol. 22], Cerambycidae: Cerambycinae. Berlin, W. Junk & S. Schenkling. 574 pp.

Awal, M. M. 1997. List of agricultural pests and their natural enemies in Iran. Ferdowsi University press. Iran, pp. 142-151.

Borumand, H. 2004. Insects of Iran. Coleoptera (XXIV): Chrysomeloidea. Fam. (158): Cerambycidae. Plant pests & diseases research institute, Insect Taxonomy Research Department, Publ. No: 10, pp. 1-49.

Danilevsky, M. L. 1998. Two new species of Dorcadion Dalman, 1817 (Coleoptera, Cerambycidae) from Iran. Elytron, 12: 49-54.

Danilevsky, M. L. 2004. Cortodera neali sp. n. from Iran and Dorcadion shirvanicum azerbaijdzhanicum Plavilstshikov, 1937 stat. N. from Azerbaijan (Coleoptera, Cerambycidae). Les Cahiers Magellanes 32: 1-7.

Danilevsky, M. L. 2006. A revue of genus Apatophysis Chevrolat, 1860 of Iran (Coleoptera, Cerambycidae). Les Cahiers Magellanes 59: 1-11.

Danilevsky, M. L. 2008. Systematic list of Longicorn Beetles (Cerambycoidea) of the territory of the former USSR. Available from: <http://www.cerambycidae.net/> (Updated 31.05.2008).

Dejean, P. F. M. A. 1835. Catalogue des coléoptères de la collection de M. le Comte Dejean. Méquignon-Marvis Père & Fils, 2e ed. livraison 4: 257-360. Paris.

Faldermann, F. 1835. Coleopterorum ab ill. Bungio in China boreali, Mongolia et montibus Altaicis collectorum, nec non ab ill. Turczaninoffio et Stschukino e provincia Irkutsk missorum illustrationes. Mémoires de l'Académie Impériale des Sciences de St.-Pétersbourg (6) 2: 337-464.

Gahan, C. J. 1906. On a collection of Longicorn Coleoptera from Selangor and Perak. Journal of the Federated Malay States Museums. Kuala Lumpur. 1:109-121. 1 pl.

Guérin-Méneville, F. E. 1844. Iconographie du Règne Animal de Georges Cuvier ou représentation d'après nature de l'une des espèces le plus remarquables et souvent non figurées de chaque genre d'animaux. Insectes. Paris. J. B. Baillière. 7: i-iv + 5-576.

Hangay, G., Nádai, L. & Székely, K. 2005. Report on Hungarian entomological expeditions to Iran. Folia Historico Naturalia Musei Matraensis, 29: 7-18.

Heffern, D. J. 2005. Catalog and Bibliography of Longhorned Beetles from Borneo (Coleoptera: Cerambycidae). Electronic Version. Available from: http://www.cerambycids.com/borneo/Borneo_Catalog_Electronic_Version_2005-1.pdf

Holzschuh, C. 1977. Neue Bockkäfer aus Anatolien und Iran (Col., Cerambycidae). Koleopterologische Rundschau, Wien, 53: 127-136.

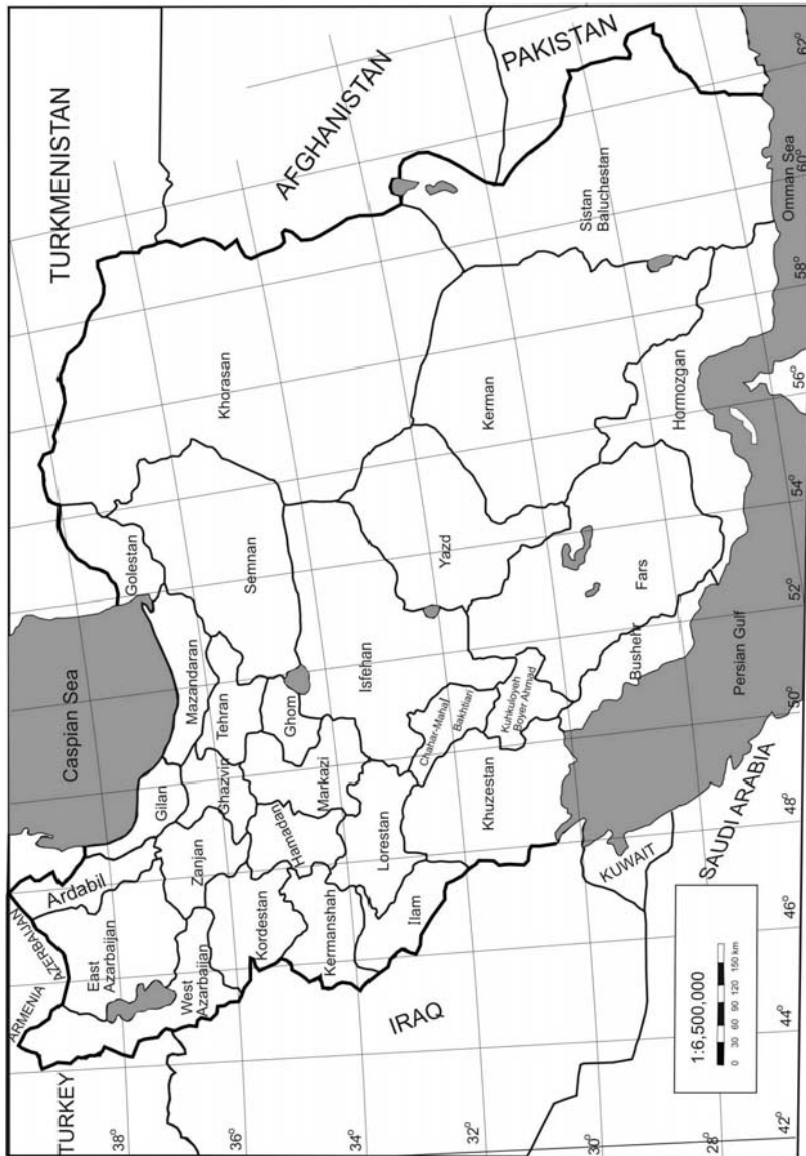
Holzschuh, C. 1979. Vier neue Bockkafer aus der Palaearktischen region (Col., Cerambycidae). Koleopterologische Rundschau, Wien, 54: 113-118.

- Holzschuh, C.** 1981. Zwanzig neue Bockkafer aus Europa und Asien (Cerambycidae, Col.). Koleopterologische Rundschau, Wien, 55: 91-112.
- Hope, F. W.** 1833. On the characters of several new genera and species of coleopterous insects. Proceedings of the Zoological Society of London, 1: 61-64.
- Lameere, A.** 1912. Révision des prionides. Bruxelles. Vingt-deuxième mémoire - Addenda et Corrigenda. Mémoires de la Société Entomologique de Belgique, 21:113-188.
- Mirzayans, H.** 1950. Quelques cerambycides de L'Iran. Ent. Phyt. Appliq. 10: 12-21.
- Rejzek, M., Sama, G., Alziar, G. & Sadlo, J.** 2003. Host plants of longhorn beetles from the Balkan Peninsula, Asia Minor and Iran (part II). Biocosme Mésogéen, 19 (4): 161-189.
- Sama, G.** 2002. Atlas of the Cerambycidae of Europe and the Mediterranean Area, Volume I, Kabourek, Zlin, 173 pp.
- Sama, G. & Rejzek, M.** 2001. *Helladia imperialis*, espèce nouvelle de l'Iran (Coleoptera: Cerambycidae: Phytoeciini). Biocosme Mésogéen, Nice, 17 (3): 239-246.
- Sama, G. & Rejzek, M.** 2002. Two new Cerambycidae from Turkey and Iran (Insecta Coleoptera Cerambycidae). Quaderno di Studi e Notizie di Storia Naturale della Romagna (Quad. Studi Nat. Romagna): 16 suppl.: 105-110.
- Sama, G., Fallahzadeh, M. & Rapuzzi, P.** 2005. Notes on some Cerambycidae from Iran with description of two new species. (Insecta Coleoptera Cerambycidae). Quaderno di Studi e Notizie di Storia Naturale della Romagna (Quad. Studi Nat. Romagna): 20 suppl.: 123-132.
- Species 2000.** 2008. Annual Checklist. Available from: <http://www.species2000.org/>
- Tavakilian, G.** 2008. CERAMBYCIDAE. Institute de recherché pour le développement. Available from : <https://www.orleans.ird.fr/titan/>
- Thomson, J.** 1857. Diagnoses de cérambycides nouveaux ou peu connus de ma collection qui seront décrits prochainement. Archives Entomologiques, Paris. 1: 169-194.
- Thomson, J.** 1860. Essai d'une classification de la famille des cérambycides et matériaux pour servir à une monographie de cette famille. Paris. 404 pp.
- Thomson, J.** 1868. XVII. Note rectificative. Physis Recueil d'Histoire Naturelle, Paris. 2 (6): 201.
- Vigors, N.** 1826. Descriptions of some rare, interesting, or hitherto uncharacterised subjects of zoology. The Zoological Journal, London. 2: 234-242; 510-516.
- Villiers A.** 1960. Une nouvelle Phytoecia paléarctique: *Helladia iranica* n. sp. L'Entomologiste, 16 (5-6): 99-102.
- Villiers, A.** 1967. Contribution à la faune de l'Iran. I. -Coléoptères Cerambycidae-. Annales de la Société Entomologique de France (N.S.) 3 (2): 327-379.
- Villiers, A.** 1970. Cérambycides récoltés en Iran par MM. R. Naviaux et M. Rapilly. L'Entomologiste, Paris 26 (5-6): 133-137.
- Villiers, A.** 1973. A propos d'un nouveau *Procallimus* d'Iran (Col. Cerambycidae Stenopterini). L'Entomologiste, Paris 29 (1): 33-38.

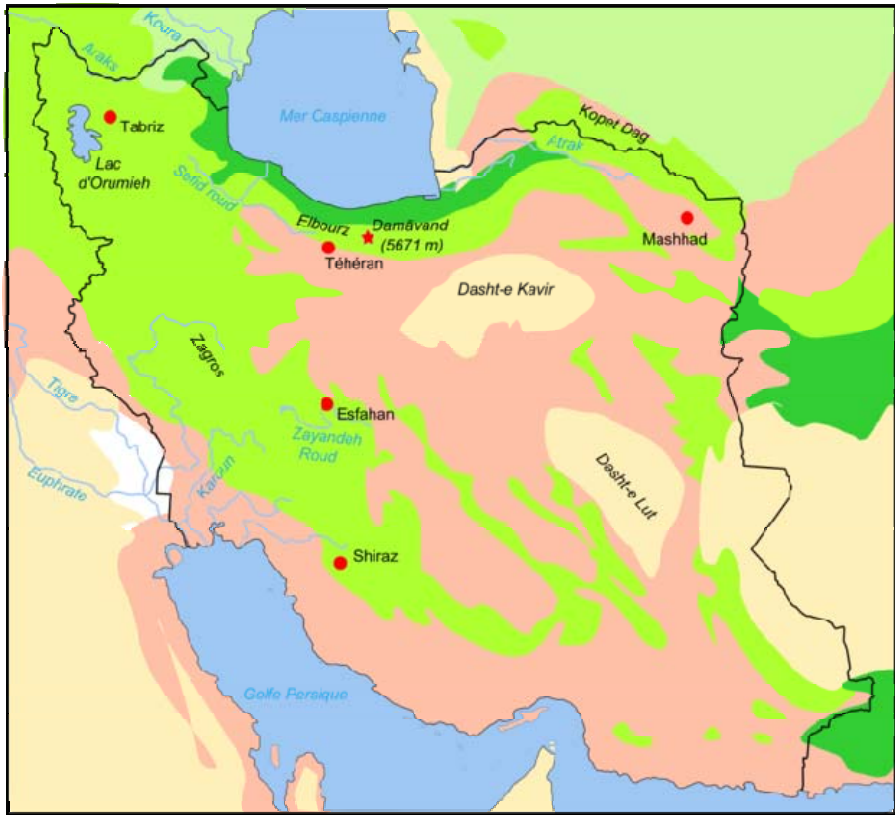
Vitali, F. 2008. Cerambycoidea.com. The first Web-site about the World-wide Cerambycoidea. Available from: <http://www.cerambycoidea.com/>

Waterhouse, G. R. 1840. Descriptions of two new coleopterous insects, from the Collection of Sir Patrick Walker. The Transactions of the Entomological Society of London 2: 225-229.

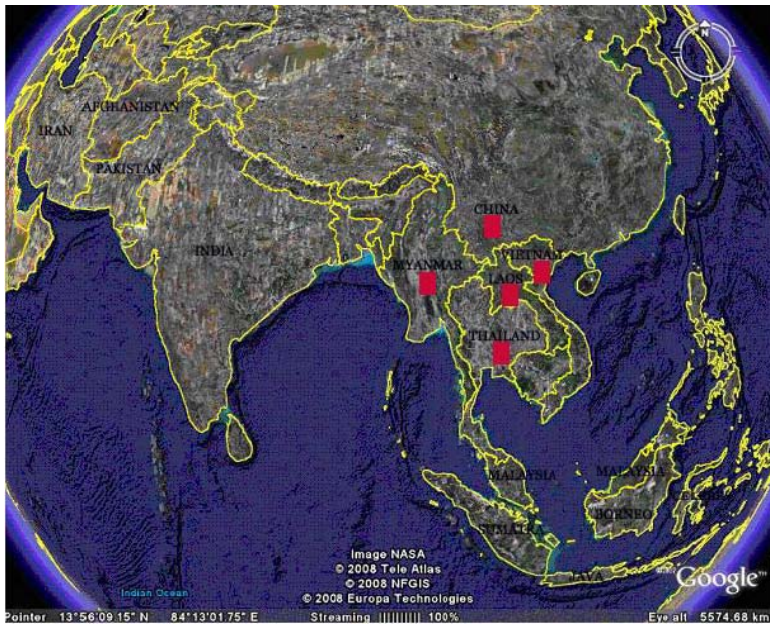
Zicha, O., Hrb, J., Mañas, M. & Novák, J. 2008. Biolib.cz. Available from: <http://www.biolib.cz/en/main/>



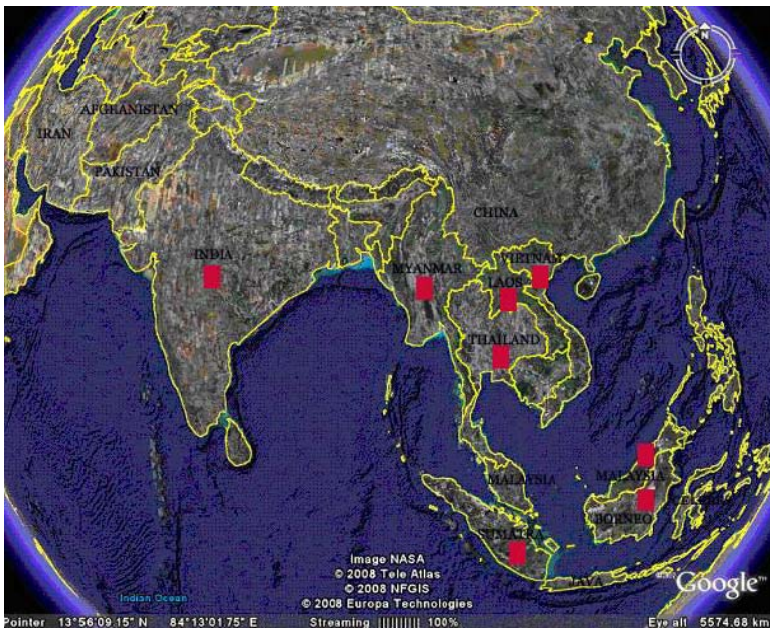
Map 1. The provinces of Iran.



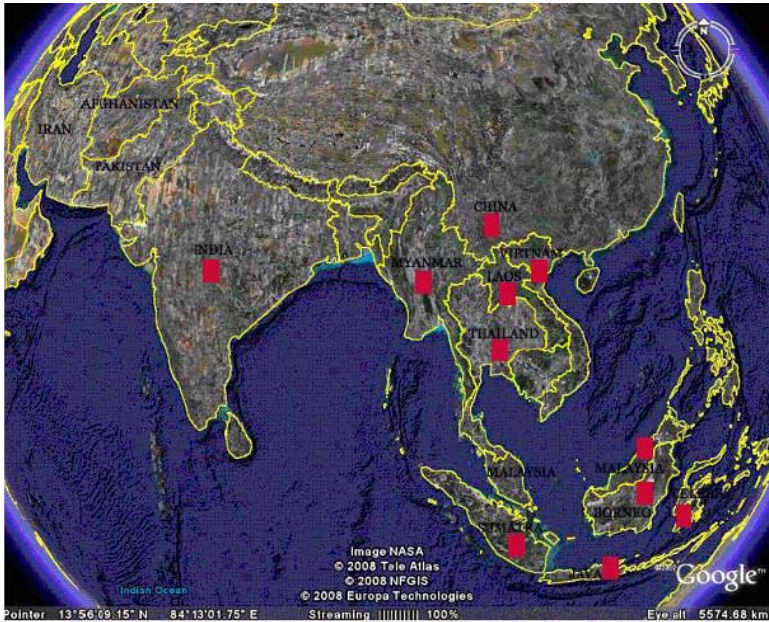
Map 2. Map of biotopes of Iran ■ Forest steppe ■ Forests and woodlands ■ Semi-desert
■ Desert lowlands ■ Steppe ■ Salted alluvial marshes (from Wikipedia, 2007).



Map 3. The known distribution of *Dorysthenes walkeri* (Waterhouse, 1840) (from Google Earth)



Map 4. The known distribution of *Pachyteria dimidiata* Westwood, 1848 (from Google Earth)



Map 5. The known distribution of *Diastocera wallichii* (Hope, 1831) (from Google Earth)



Figure 1. *Dorysthenes walkeri* (Waterhouse, 1840)



Figure 2. *Pachyteria dimidiata* Westwood, 1848



Figure 3. *Diastocera wallichii* (Hope, 1831)