

Pierpaolo Rapuzzi & Gianfranco Sama

**DESCRIPTION OF NEW CERAMBYCIDAE FROM GREECE,  
TURKEY, NORTHERN SYRIA AND CHINA**

(Insecta Coleoptera Cerambycidae)

**Riassunto**

[Descrizione di nuovi Cerambycidae di Grecia, Turchia, Siria settentrionale e Cina]

Gli autori descrivono *Stenurella pamphylliae* n. sp. della Turchia meridionale, simile a *S. melanura* (Linnaeus, 1758), *Poecilium wrzecionkoi* n. sp. di Siria, prossimo a *Poecilium pusillum barbipes* (Küster, 1847), *Cleroclytus francottei* n. sp. di Cina e *Phytoecia icterica donatellae* n. ssp. della Grecia settentrionale e della Turchia Europea.

**Abstract**

The following new taxa are described: *Stenurella pamphylliae* n. sp. from southern Turkey, close to *S. melanura* (Linnaeus, 1758), *Poecilium wrzecionkoi* n. sp. from northern Syria, compared to *P. pusillum barbipes* (Küster, 1847), *Cleroclytus francottei* n. sp. from China and *Phytoecia icterica donatellae* n. ssp. from northern Greece and European Turkey. A key to the identification of *Cleroclytus* is proposed.

Key words: Cerambycidae, Lepturini, Callidiini, Phytoeciini, *Stenurella*, *Poecilium*, *Cleroclytus*, *Phytoecia*, new species, Greece, Turkey, Syria, China.


**Introduction**

During the study of the Cerambycidae recently collected in Syria by our colleague and friend Antonin Wrzecionko (Horní Sucha, Czech Republic) we have identified some specimens belonging to a new species of *Poecilium* Fairmaire, 1864 which will be described in this paper together with a new species of *Stenurella* Villiers, 1974, close to *S. melanura* (Linnaeus, 1758), discovered in 1962 in Southern Turkey by our late colleague and friend Peter Schurmann, a new *Cleroclytus* Kraatz, 1884 and a new subspecies of *Phytoecia icterica* (Schaller, 1783) from Northern Greece and European Turkey.

***Stenurella pamphylicae* n. sp.** (Figs. 1, 2)

**Type series.** Holotype ♂: Turchia, Antalya: W.Gündogmus, 400/1000 m, 23.VI.1997. G. Sama leg.. Paratypes: 1 ♀: same data like the holotype; 3 ♀♀: Asia Minor, Umgeb. Alanya, VI.62, P. Schurmann leg.; 1 ♀: idem, VI.68; 1 ♀: Asia Minor, Lyk. Taurus, V.68, P. Schurmann leg; 1 female: Turcia, prov. Antalya: 6,5 km N Mahmuttar, 650m, 36°32'12"N 31°10'11"E, 31.V.2004, leg. A. Skale, coll. A. Weigel; 1 ♀: Asia Minor, Antalya, Alanya umgebung: Obaalacami, 400m, 18 juni 1993, leg. S. Steiner; 1 ♀: Asia Minor, Alanya, Dim Cayi, 5-25.VI.1983, leg. S. Steiner. Holotype and most paratypes in coll. G. Sama, 1 paratype in coll. A. Weigel, 2 paratypes in coll. S. Steiner.

**Description.** Body length: 11-12 mm (holotype 11 mm), integument black including the abdomen. Elytra reddish, blackened at apex and along the suture. Pronotum elongate, convex, deeply and moderately densely punctate, clothed with very thin, semi-recumbent, silvery pubescence. Elytra reddish, densely and shallowly punctate and clothed with robust long erect hairs, somewhat finer at base, blackish brown, verging on yellowish-gold on the disc and towards the shoulders depending on lighting; apex obliquely truncate. Antennae slightly longer than body, clothed with recumbent black pubescence. Sexual dimorphism analogous to *S. melanura* (Linnaeus, 1758) except elytra reddish in both sexes.




Figs. 1, 2 – *Stenurella pamphylicae* n. sp. - Holotype ♂ and paratype ♀.

**Differential diagnosis.** The new species is similar to *S. melanura* from which it differs as follows: body in average larger and more robust; pronotum more sparsely punctate and clothed with thinner semi-recumbent pubescence; elytra reddish in both sexes, distinctly less deeply punctate and with very long and robust erect hairs clearly verging to yellowish-gold. *S. pamphylicae* n. sp. differs from *S. bifasciata* (Müller, 1776) by the pronotum deeply and densely punctate, the abdomen black and covered with thinner semi-recumbent setae. Because of its relatively long and robust elytral hairs verging to yellowish-gold the new species looks like *S. samai* Rapuzzi, 1995 from European Turkey and southern Bulgaria which however has yellowish elytra in male like *S. melanura*, pronotum without erect setae, antennae densely clothed with yellowish instead of black-brown pubescence.

***Poecilium wrzecionkoi* n. sp.** (Figs. 3, 4)

**Type series.** Holotype ♂: Syria, Jabal An Nusayriyah, Slinfah, 1300-1800 m, 27.IV.2008, A. Wrzecionko leg.; Paratypes: 8 ♂♂ and 3 ♀♀ with same labels. Holotype in coll. P. Rapuzzi. Paratypes in coll. P. Rapuzzi, G. Sama and A. Wrzecionko.

**Etymology.** We are pleased to dedicate this species to our friend Antonin Wrze-



Figs. 3, 4 – *Poecilium wrzecionkoi* n. sp. - Holotype ♂ and paratype ♀.

cionko who collected the type material.

**Description.** Body length: 6-8 mm (holotype 6 mm). Integuments black, elytra black with feeble bluish shining, the base with a large orange-yellowish triangular spot extended from the shoulder almost to the suture. Head with front short, rectangular, with a deep median groove, the whole surface sparsely and deeply punctate and sparsely covered with yellowish erect hairs. Pronotum about as long as broad, conspicuously narrowed toward the base; the disc with four median shallow shining swellings, sparsely and deeply punctate, finely and densely microsculptured, discal surface covered with long golden erect hairs. Elytra parallel-sided, with a pre-humeral impression, a post-scutellar swelling and a wide longitudinal impression along the suture; apices separately rounded; elytral surface densely, roughly, indistinctly punctate and very densely microsculptured; the whole elytral surface clothed with short light semi recumbent hairs; longer erect setae are only present along the suture. Abdomen totally black in both sexes. Antennae hardly overreaching the elytral fourth in male and the middle of elytra in female; 1<sup>st</sup> segment apically swollen, 2<sup>nd</sup> twice as long as broad on its base, segments 1<sup>st</sup>, 3<sup>rd</sup>, 4<sup>th</sup> and 5<sup>th</sup> similar in length; three or four first segments sparsely covered with long erect setae. Legs short, with femora strongly clavate; first segment of hind tarsi about as long as the two following together.

**Differential diagnosis.** *Poecilium wrzecionkoi* n. sp. is similar to *P. pusillum pusillum* (Fabricius, 1787) and chiefly to *P. pusillum* ssp. *barbipes* from Greece which has elytra with humeral, but reduced, light spot. These taxa differs from *P. wrzecionkoi* n. sp. by longer antennae, with first segment much more distinctly swollen apically, the 2<sup>nd</sup> one shorter, the 3<sup>rd</sup> shorter than 4<sup>th</sup>, pronotum shiner, more sparsely punctate and without distinct microsculpture, elytra less distinctly wrinkled on the disc, with distinctly larger punctation, abdomen partly (male) or totally (female) reddish. The females of *wrzecionkoi* n. sp. are furthermore distinguished by shorter antennae, elytra elongated and parallel sided and with finer and denser punctation which gives a mat appearance. The abdomen is totally black instead of partly reddish.

*P. pusillum rufipenne*, which shares with *P. pusillum* most distinguishing characters, differs from the new species by elytral coloration (black-brown or light brown, never, on our knowledge, with reddish humeral spots), pronotum shining, not microsculptured, elytra with distinct punctation, antennae longer and with 3<sup>rd</sup> segment longer than both 1<sup>st</sup> and 4<sup>th</sup> segments.

**Range and biology.** The new species resembles *Poecilium pusillum* (Fabricius, 1787). recorded from northern and central Europe and it is chiefly similar to *P. pusillum barbipes* (Küster, 1847) known from Czeck Republic (Moravia), Slovakia and Greece. *P. pusillum* was also recorded from NW Turkey: Istanbul prov., Belgrad forest near Istanbul (SCHIMITSCHEK, 1944, under the name *Phymatodes pusillus* var. *humeralis* Comolli, 1837); this record, subsequently reported by Turkish authors (ÖYMEN, 1987; LODOS, 1998; ÖZDIKMEN, 2008) needs verification.

In Crimea, Caucasus, Transcaucasia and Iran the nominotypical subspecies is represented by *P. pusillum* ssp. *rufipenne* (Stark, 1889). All known specimens of the new species were obtained from larvae feeding in branches of *Quercus*, previously killed by *Corebus* sp. (Coleoptera, Buprestidae).

***Cleroclytus francottei* n. sp.** (Fig. 5)

**Type series.** Holotype ♂: China, Gansu prov., 60 Km SE Xiahe, 4.VII.1993, in coll. P. Rapuzzi.

**Etymology.** The new species is named with the greatest pleasure in honour of our good friend Auguste Francotte.

**Description.** Body length: 10 mm. Black, except the third basal portion of pronotum, the base of elytra and the base of femora which are red. Head covered with fine and dense punctures and with short and appressed silver pubescence; front only with few thin, long, white erect hairs. Pronotum twice as long as broad, narrowed at base, with sparse umbilicate points, the anterior and posterior margins without any wrinkle. Scutellum with a dense white median stripe of appressed recumbent pubescence. Elytra with a triangular post-scutellar swelling surrounded by short white hairs, a yellow oblique stripe just before the middle extending from the suture to the lateral margin and a transverse band of short adherent white hairs on the apical third. Moreover, the elytral surface is sparsely clothed with long erect golden hairs, chiefly numerous behind the preapical band. The base of elytra shows dense and umbilicate punctures giving a matt reflection and becoming sparser towards the apex and chiefly behind the white stripe. Antennae longer than body, exceeding the elytral apex with about two segments, entirely black with long erect hairs at internal side of the first seven joints and covered with very short and appressed white hairs. Legs rather long, covered with very short recumbent white hairs and with few long erect setae mainly on tibiae.

**Discussion.** According to the last revision (DANILEVSKY, 2001), the genus *Cleroclytus* Kraatz, 1884 includes three species whose general distributional range covers an area including the Middle Asia from Uzbekistan to the Chinese Dzungaria (Boro-Horo ridge: Kuldzha, Muzart). The discovery of the new species described in this paper extends the range of the genus until the Chinese Gansu province, more than two thousand kilometers in the South East. *C. francottei* n. sp. belongs to the *C. semirufus* Kraatz, 1884 group, based on the transverse yellow elytral bar and including *C. semirufus* Kraatz, 1884 with two subspecies: *C. s. semirufus* and *C. s. collaris* Jakovlev, 1885. *C. francottei* is easily distinguished from these taxa by the pronotal sculpture consisting of well separated points; in *C. semirufus* the pronotal surface is very densely punctate with points locally fused in longitudinal rows. Furthermore, the yellow bar is curved outward to the lateral margin of elytra whereas the elytral bar is transverse in *C. semirufus* and “S”-shaped in *banghaasi* (Reitter, 1895).




Fig. 5 – *Cleroclytus francottei* n. sp. - Holotype ♂.

Key to the species of *Cleroclytus* Kraatz according to the recent revision proposed by DANILEVSKY (2001).

1. Yellow bar of elytra transverse (2)
  - Yellow bar of elytra “S”-shaped (3)
2. Pronotum with sparse and regular umbilicate punctures, elytral yellow bar curved outward the lateral margin ..... **francottei n.sp.**
  - Pronotum with dense punctures, elytral yellow bar quite transverse (4)
3. Lobes of two first segments of male anterior tarsi modified in long spine-like appendages ..... **banghaasi (Reitter, 1995)**
  - Lobes of two first segments of male anterior tarsi not modified in long spine .....  
..... **gracilis (Jakovlev, 1900)**
4. Pronotum with granules usually arranged in longitudinal rows .....  
..... **semirufus collaris Jakovlev, 1885**
  - Pronotum with granules not arranged in longitudinal rows .....  
..... **semirufus semirufus Kraatz, 1884**

***Phytoecia icterica donatellae* n. ssp.**

**Type series.** Holotype male, 10.5 mm: Grecia, Joannina: Passo est Konitsa, 1300 m, 28/29.VI.1997. Paratypes: 22 males, 15 females: same data like the holotype; 1 male: Grecia, Volos: Hania, 22.VI.1993, leg. P. Rapuzzi; 3 males, 3 females: Greece, Peloponnese: prov. Achaia-Aegeria, V.75, leg. G. Novak; 1 male: Grecia: Alexandroupolis, 27.V.84, G. Sama leg.; 1 male: Graecia, Morea: Trikala, VI.71, leg. S. Steiner & P. Schurmann; 4 males, 2 females: Graecia, Morea: Zachlorou, VI.59, leg. P. Schurmann; 1 male: Graecia, Morea: Megaspoleon, V.68, leg. P. Schurmann; 1 male: Greece, Peloponnisos: Taygetos Mts., 1800 m, 15/19.V.1990; Greece, Amphiklia, V.85, leg. P. Schurmann; 1 male: Europ. Türki: Malkara, 28.V.74, leg. P. Schurmann. Holotype in coll. G. Sama, paratypes in coll. G. Sama and P. Rapuzzi.

**Etymology.** The new subspecies is named in honour to our good friend Donatella Zappi with sympathy.

**Description.** Length: 8.5 - 11.5 mm. male: head with frons covered with cinereous pubescence mixed with sparse erect black setae; genae shorter than lower eye-lobes, densely covered with white recumbent pubescence. Pronotum elongate, longer than wide, densely and deeply punctate, clothed with whitish recumbent pubescence somewhat denser along the median line, chiefly near the anterior and the posterior margins and with long erect black hairs mixed at sides with white shorter erect setae. Scutellum densely clothed with white pubescence. Elytra elongate, shoulders protruding, with distinct lateral longitudinal carina, distinctly tapering behind, apices obliquely truncate, densely punctate and sparsely covered with greyish recumbent pubescence and erect hairs longer at base, posterior half with short robust oblique sub-erect black setae. Ventral side of body clothed with white pubescence thickened on the prosternum and the meso- and metepisterna. Antennae longer than body, exceeding the elytra with last two segments, usually totally black, sometimes with segments 3<sup>rd</sup> to 9<sup>th</sup> reddish brown. Front legs reddish except the base of femora, intermediate and hind legs with tibiae usually black (the intermediate ones rarely reddish at base), femora widely black at base and strictly annulate of black at apex. Female differs from male by the blackish recumbent pubescence of the head, pronotum transverse, antennae somewhat shorter, last tergite thickened and apically truncate.

**Differential diagnosis.** Although at first sight it might be confused with *P. geniculata* Mulsant, 1862, because of the dense white pubescence clothing the scutellum, the new taxon is closely related to *P. icterica* Schaller (1783). *P. icterica* s. str. differs from *P. icterica donatellae* n. ssp. by the ochraceous coloration of the pubescence clothing the head and the ventral sides of the body. It is also apparently similar to *P. marki* Danilevsky, 2008, recently described on a single female from Armenia and regarded as closely related to *P. annulipes* Mulsant & Rey, 1863 (sensu DANILEVSKY, 2008), from which it differs by the different pubescence

clothing the head on frons and absent on the vertex, the absent pronotal callosities and the more extended reddish coloration on legs. In the Mediterranean area, *P. icterica* is represented by two subspecies: *P. icterica* s. str. distributed from the Iberian Peninsula to the Balkans (including Bulgaria and Romania) southwards to Macedonia and *P. icterica donatellae* n. ssp. known from Greece and European Turkey. Transitional forms are known in Macedonia (Ohrid and Drenovo) and in European Turkey (Malkara), while in Asia Minor and in the Near East *P. icterica* is replaced by *P. geniculata* which could be regarded as its vicariant.

### Acknowledgements

We wish to thank our colleagues and friends Antonin Wrzecionko (Horní Sucha, Czech Republic), S. Steiner (Klagenfurt, Austria) and Andreas Weigel (Wernburg, Germany) who kindly sent material of their collections.

### References

- DANILEVSKY M.L., 2001 - Review of the genus *Cleroclytus* Kraatz, 1884. *Russian Entomol. J.*, 10(2): 153-157
- DANILEVSKY M.L., 2008 - Two new species of *Phytoecia* Dejean, 1835 (Coleoptera: Cerambycidae) from Armenia. *Eversmannia*, 15-16: 6-16.
- LODOS N. 1998 - Entomology of Turkey VI (General, Applied and Faunistic). Ege Ü. Ziraat Fak. Yayınları No: 529, E. Ü. Faculty of Agriculture Press, İzmir, 300 pp.
- ÖYMEN T., 1987 - The Forest Cerambycidae of Turkey. *İ. Ü. Forest Faculty*, İstanbul, 146 pp.
- ÖZDIKİMEN H., 2008 - The Longicorn Beetles of Turkey. Part II – Marmara Region. *Mun. Ent. Zool.* Vol. 3, Nr 1. 7-152.
- SCHIMITSCHEK E., 1944 - Forstinsekten der Türkei und ihre Umwelt. *Volk und Reich Verlag*, Prag: 371 pp.

---

Authors' addresses:

Pierpaolo Rapuzzi  
via Cialla, 48  
33040 Prepotto (UD) Italy  
e-mail: p.rapuzzi@tele2.it

Gianfranco Sama  
via Raffaello, 84  
47023 Cesena (FC) Italy  
e-mail: francosama@gmail.com